

HORTON



We can help with your street rod, muscle car & performance car needs!

Important News!

Due to the volatile US dollar
please call for pricing
We apologize for any
inconvenience.

1-888-876-2124
www.horton.on.ca



REGULAR STORE HOURS

Mon - Fri 9 am - 5 pm EST
Saturdays 9 am - 12 pm EST
CLOSED SATURDAYS OF LONG WEEKENDS & IN JULY & AUGUST
905-876-2124
toll free: 1-888-876-2124
e-mail: mail@horton.on.ca

INDEX

A

ACTUATORS 88
ADJUSTERS 28
ADJUSTER STUDS 28
AIR 4 LINK REAR SUSPENSION 30
AIR CLEANERS 61-62
AIR CONDITIONING 99-106
A/C CONTROL PANEL 101
A/C UNDER DASH MOUNT 99
A/C VENTS 104
AIR OVER LEAF REAR SUSPENSION 30
ALTERNATOR BRACKETS 57-59
ALTERNATOR PULLEYS 64
ALTERNATORS 57
ALUMINUM TRIM 94
ANTENNAS 80
ARM RESTS 93
AXLE BRACKETS - FRONT 20
AXLE BRACKETS - REAR 25-27
AXLES & DIFFERENTIAL 24
AXLES, FRONT TUBE & I-BEAM 18

B

BACK-UP LIGHT KITS 52
BALL JOINT BOOTS 13
BALL JOINT HOUSING 13
BALL JOINTS - Mustang II 13-14
BAND CLAMPS 65
BATTERIES 113
BATTERY BOX & MOUNTS 113
BATTERY CABLES 110
BATTERY DISCONNECT SWITCH 110
BATWINGS 20
BEARCLAW LATCHES 85-86
BODY ACCESSORIES 80
BODY PARTS 5
BOXING PLATES 7
BRAKE & CLUTCH TRIM 49
BRAKE CABLES - EMERGENCY 48
BRAKE HARDWARE & COMPONENTS 41-49
BRAKE LIGHT SWITCH 44
BRAKE SYSTEM INFORMATION 41
BRAKE BOOSTER/MC MOUNTS 46
BRAKE BOOSTER & M/C 47
BRAKE PEDALS, PADS & ARMS 49
BREATHERS 61-62
BUG SCREEN CLIPS 80
BULKHEAD PLATES 104
BUSHINGS - RACK MOUNTING 15

BUSHINGS - URETHANE 28

C

CARBURETORS 75
CAR COVERS 97
CARPET 91
CHASSIS 6
CLAMP PLATE & U-BOLTS 21
COIL-OVER BOLT KITS & WRENCH 32
COIL-OVER MOUNTS 27
COIL-OVERS 16, 30-32
COLUMN DROPS 34
COLUMN FLOOR MOUNTS 34
COMPRESSOR BRACKETS 57-58
COMPRESSOR LINES 102
COMPRESSORS 102
CONDENSERS 103
COOL RIDE 29
COURTESY LIGHTS 94
COURTESY LIGHT KIT 109
COWL LACING KITS 80
COWL VENT SEAL 81
CROSS SHAFT BOLT KITS 14
CROSSMEMBER KITS 11,17
CROSSMEMBERS - Front 19
CROSSMEMBERS - Rear 8
CRUISE CONTROL 111
CUPHOLDER 94

D

DASH PANELS 79
DIECAST - HORTON'S 119
DIMMER SWITCH 115
DIMMER SWITCH COVER 49,91
DIPSTICKS 54
DISK BRAKE KITS 42-43
DOME LIGHTS 94
DOOR ACCESSORIES 85-88
DOOR BOTTOMS 5
DOOR HANDLES & MOUNTING KITS 85-86,90-91
DOOR JAM CONDUITS & SWITCHES 88
DOOR SEAL KITS 81
DRAG LINKS 22
DRIERS 104
DRUM BRAKE KITS 43
DUCT HOSE - A/C 103
DYNAMAT 80

E

EMERGENCY BRAKE LEVERS 48
EMS 5

ENGINE DIPSTICKS 54
ENGINE DRESS-UP 61-65
EXHAUST & ACCESSORIES 65-66
EXTERIOR ITEMS 97-98

F

FANS 69-70
FAN CONTROLLERS 69
FAN SENSORS 70
FENDER WELT 81
FIREWALLS 5
FIREWALL SUPPORT RODS 69
FITTINGS 75-76
FLOORBOARDS 5
FOUR LINK AXLE BRACKET - REAR 26
FOUR-LINK KITS - REAR 26
FRAME BRACKET KITS 26
FRAME PARTS, miscellaneous 8-9
FRAME RAILS 7
FRAME WEBBING 80
FRONT ENDS - AXLE 18-24
FUEL DOORS 73
FUEL FILTERS 75-76
FUEL PUMP BLOCK OFF PLATES 62
FUEL PUMPS 73
FUEL SENDERS & ELBOWS 74
FUEL SYSTEMS 71-76

G

GAS CAPS 73
GAS PEDALS 49
GAS TANKS & ACCESSORIES 71-74
GAUGES & PANELS 77-79
GLASS SWEEPERS 81
GREY STUFF 110
GRILLE INSERTS 5
GROUND WIRE KITS 108,110

H

HAIRPIN SUSPENSION 20
HAND BRAKES 48
HARDWARE 118
HEADERS 65
HEADLAMP DOORS 113
HEADLAMPS 112-113
HEADLIGHT BARS 113
HEADLIGHT CONDUITS 114
HEADLIGHT MOUNTS & STANDS 112-114
HEADLIGHT SWITCH 115
HEATER HOSE KITS 68,103

CONTINUED NEXT PAGE...

INDEX

- HEATERS 103
HINGES – DOORS 88
HINGES – HOODS 82-84
HOOD RELEASE CABLE KITS 84
HOOD ACCESSORIES 80-86
HOOD BRACES & BRACKETS 82
HOOD BUMPER KITS 83
HOOD HINGE 83
HOOD LACING KITS 80
HOOD LATCH 86
HOOD LATCH BRACKET 8
HOOD ORNAMENTS 83
HOOD PROP KITS 84
HORTON MERCHANDISE 119
HOSE ENDS 63,76
HOSES & FITTINGS 75-76,102-103
HOT START KITS 110
HUB ADAPTORS & HORN BUTTONS 35-36
- I**
IGNITION 76
IGNITION SWITCHES 109
INDEPENDENT FRONT SUSPENSION 10-17
INDEPENDENT REAR SUSPENSION 29
INSULATION 80
INTAKE MANIFOLDS 75
INTERIOR ITEMS 90-95
- K**
KEYLESS ENTRY UNITS 87
KING PIN BUSHINGS & LOCKS 21
KING PINS 21
KNOB LATCH RELEASE KITS 86
KNOBS 90-91
- L**
LATCHES 85-86
LICENSE PLATE FRAMES 114
LICENSE PLATE BRACKET 114
LIGHTS & ACCESSORIES 112-118
LIGHTS – BRITE LIGHTS 116
LIGHTS – INDICATOR (LED) 116
LIGHTS – INTERIOR 94
LIGHTS – LED 115-116,118
LIGHTS – ROD LITES 116
LIGHTS – THIRD BRAKE 117
LIGHT SWITCHES 115
LINE CLAMPS 9,63
LOWER A-ARMS 13
LOWERING BLOCK & WHEEL BASE ADJUSTER KITS 25
- M**
MADE4YOU 63
MASTER CYLINDERS 47
MIRRORS 97-98
MOLDED CARPET 91
MONO LEAF 19
MOON EYES 105
MOTOR & TRANSMISSION 50-52
- MOTOR MOUNT INSULATORS 50
MOTOR MOUNTS 50
MUSTANG II PARTS 10-17
MUSTANG II SUPERIDE 10
MUSTANG II SUSPENSION 10-17
- N**
NEUTRAL SAFETY SWITCH KITS 52
- O**
OIL PANS 61
OVERFLOW TANKS 61,68
- P**
PANHARD KITS - FRONT 24
PANHARD KITS - REAR 27
PASS THROUGH TRIM 110
PEDESTAL EXTENSION 117
PITMAN ARMS 23
POWER BRAKE BOOSTERS 47
POWER STEERING BRACKETS & PULLEYS 60
POWER STEERING HOSE KITS 15,60
POWER STEERING PUMP 60
POWER STEERING PUMP VALVE KITS 15
POWER WINDOW KITS & SWITCHES 89
PROPORTIONING VALVE 44
PULLEYS 64
PULLEY KITS 58
- R**
RACK MOUNT & BUSHINGS 15
RAD CAPS 68
RAD HOSE KITS 68
RADIATOR ACCESSORIES 67-70
RADIATORS 67
RADIATOR SUPPORT RODS 69
RADIOS 95
RAD SHELL & APRON 5
RAD SHELL LACING KITS 80
REAR END MOUNTING KITS 25
REAR ENDS & COMPONENTS 24-28
REAR SPRING HANGER KIT 26
REMOTE CONTROL 87
RESIDUAL VALVE 44
ROCKER PANELS 5
RODDER'S JOURNAL 119
ROTORS 14,42
RUNNING BOARD ACCESSORIES 82
- S**
SAFETY SWITCHES 104
SEAT BELTS 93
SEATING 92
SEAT RISERS 92
SHACKLE BUSHINGS 19
SHACKLES 19
SHAFTING 39
SHAFT SUPPORT BEARINGS 40
SHEET METAL 5
SHIFTER 53
SHIFTER & HANDBRAKE BOOTS 53
- SHIFTER KNOB ADAPTOR 53
SHIFT INDICATOR KITS 55
SHIFT KNOBS 53
SHIFT LINKAGE KITS 33
SHOCK FRAME BRKTS - FRONT 21,22
SHOCK KITS 16,22
SHOCK MOUNTS 21,22,25
SHOCKS 16,22,29-32
SHOCK STUDS 25
SHOCK WAVE 29
SOLENOIDS 88
SPACERS 13
SPEAKER GRILLES 93
SPEAKER POD MAP POCKET 93
SPEEDOMETER CABLE KITS 54
SPINDLE NUT KIT - 13,20
SPINDLES – MUSTANG II 13
SPINDLES – REPRO '40 FORD 20
SPLASH APRON 5
SPREADER BARS 8
SPRING – FRONT LEAF 19
SPRING CLAMPS 19
SPRING LINER 19
SPRING PADS 25
SPRING PERCHES 20
STARTERS 110
STEERING 33-40
STEERING ARMS 23
STEERING BOX 23
STEERING COLUMNS 33-34
STEERING COUPLERS 40
STEERING RACK & PINION 15,23,40
STEERING WHEELS 35,36
STRUT ROD BRACKETS 14
STRUT ROD & BUSHINGS 14,15
SUICIDE DOOR LOCK 87
SUPPLIERS 120-121
SUSPENSION COMPONENTS 28
SWAY BAR BRACKET KITS 12
SWAY BAR KITS – Front 12
SWAY BAR KITS – Rear 27
- T**
T-CLAMPS 63
TAIL LAMP BRACKETS & LENSES 115-116
TAIL LIGHTS & TAIL LAMPS 115-116
TAIL LIGHT CONVERSION KIT 117
TAILPANS 5
THIRD BRAKE LIGHTS 117
THROTTLE ASSEMBLIES 49
THROTTLE CABLE BRACKETS & SPRINGS 55-56
THROTTLE CABLES 55
THROTTLE PEDALS 49
THROTTLE PEDAL SPACERS 49
TIE ROD ENDS 22
TIE ROD ENDS – Mustang II 14
TIE RODS 22
TILT SWITCH 118

INDEX

TRANSMISSION COVER 5
TRANS. COOLERS 70
TRANS. CROSSMEMBERS & MOUNTS 51-52
TRANS. DIPSTICKS 54
TRANS. INSULATORS 9,51
TRANS. KICK-DOWN KITS 56
TRANS. MOUNTS & ADAPTORS 9,51-52
TRANS. PANS 61
TRANS. SHIFTERS 53
TRIM 94
TRUNK ACCESSORIES 84
TRUNK FLOORS 5
TRUNK HINGES 83
TRUNK LID PROPS 84
TRUNK RELEASE CABLE KITS 84
TURN SIGNAL SWITCH 108

U
U-JOINTS 37-39
UNIVERSAL GAS TANKS 71
UPPER A-ARMS 13
URETHANE BUSHINGS & EYES 28

V
VALVE COVERS 61-62
VIBRATION REDUCERS 39
VOLTAGE REDUCER 110

W
WATER NECKS 62
WATER PUMP PULLEYS 64
WATER PUMPS 57
WEATHERSTRIPPING 81
WELTING 81
WHEELS 107
WHEEL BOLT CIRCLE 24
WINDOW CHANNEL STICK 81
WINDOW CRANKS 90-91
WINDOW GLASS CUSHION 81
WINDOW COMPONENTS 95
WINDSHIELD GLASS TRIM CHANNEL 81
WINDSHIELD COMPONENTS 95
WIPER ARM, BLADES & ACCESSORIES 96
WIPER MOTORS & KITS 96
WIRE LOOMS 87
WIRE PORTS 111
WIRING 106-111
WIRING ACCESSORIES 106-111
WISHBONE BOLTS 20

NEW ITEMS



1968-'69 CAMARO/
FIREBIRD



1955-'57 CHEVROLET CAR



1964-'67 CHEVELLE



COMPLETE ELECTRIC MOTOR &
LINKAGE KITS AVAILABLE FOR
SOME APPLICATIONS

WIPER CONVERSION
MOTORS KITS



'39-'46 CHEVROLET/GMC
TRUCK CONVERSION KIT

FIREWALLS & FLOORBOARDS



RAD SHELL by Vintique - Steel with smooth top.
#B-8200-HRS

RADIATOR SPLASH APRON - 1932

Die stamped smooth rolls.
Hardware kit not included.



1932 pass & pu
#B-16527
1932 chopped 2"
#B-16527-CHP



GRILLE INSERTS by Vintique
No crank hole #B-8200-SR
With crank hole #B-8200-OS

RADIATOR SPLASH APRON HARDWARE KIT - Special bumper brace bolts that also support the splash apron. 1932 original style

#18-17766/67-S



Direct Sheetmetal has many items to assist with your repairs, please visit www.directsheetmetal.com for the complete listing of products currently available!



'35/36 Ford with 3 inch recess #FD132

FIREWALLS by Direct Sheetmetal.

Applications available:

- 28/29 Model A with 4" setback
- 30/31 Model A with 3" setback
- 30/31 Model A with 5" setback
- 33/34 Ford with 3" setback
- 33/34 Ford with 5" setback
- 35/36 Ford with 3" setback
- 35/36 Ford with 5" setback
- 37/40 Ford with 3" setback
- 37/40 Ford with 5" setback

- #FD121
- #FD155
- #FD156
- #FD125
- #FD126
- #FD132
- #FD131
- #FD136
- #FD137

EMS


Engineering & Manufacturing Services offers a variety of automotive sheet metal products for body work on '35-'51 Fords & Chevs. EMS parts are the best on the market, with correct details, proper shapes & curves & thick metal. These include:

- | | | |
|--------------|----------------|----------------|
| Tailpans | Cowl panels | Fender repairs |
| Floor pans | Quarter panels | Door bottoms |
| Trunk floors | Rocker panels | etc! |


Please call us to find what you need or visit www.emsautomotive.com to view the complete catalogue



Example: Front floor pan



Example: Inner rear quarter panel



Example: Rear floor pan

CHASSIS



Model A frame built using Horton catalogue parts.
#2000HP PLEASE CALL FOR PRICING



Model A frame rails, #28200, come with a stock-style front frame taper & stamped frame horns. The Frame Horns are #10002 & are in the FRAME PARTS MISCELLANEOUS section.

Series 2000 Model A CHASSIS by Pete & Jake's - All original dimensions except raised rear crossmember (stock available); fully boxed 2"x 4" x .125" rectangular rails for strength & appearance; all brackets welded; front & rear crossmembers installed; all body mounting holes are 3/8" nuts; all brackets & holes pilot drilled.

BASIC ECONOMY Model A Chassis (not shown) - Includes: pair front shock brackets; front panhard bar mount; Vega steering mount; front 4-Bar brackets; MC Mount; motor mount (Chevy or Ford); trans mount (Chevy or Ford); ladder bar crossmember or 4-Bar; & rear coil-over mounts; rear panhard bar mount.

#2000PJ

UPGRADED COMPLETE Model A CHASSIS (shown below) by Pete & Jake's - Includes: dropped axle w/ 4" drop, tube or I-Beam; P&J 4-Bar or Hairpin; Vega cross steering (complete); front disc brakes; motor mounts (Ford or Chevy); tranny mounts (Ford or Chevy); master cylinder mount w/ dual MC; brake pedal; ladder bar rear kit or rear 4-Bar kit; 9" w/ axles, new 11" drum brakes & rebuilt 3.00 gear; coil over kit; & panhard bar rear.

#2100

Series 3000 '32 Ford CHASSIS by Pete & Jake's - Fully boxed new rails for strength & appearance; tubular X member is 1.5" diameter, .120 wall thickness welded at 8 points; all brackets welded; all mounting holes have nuts welded in place; universal transmission mount accepts several motor & transmission combinations.

BASIC ECONOMY '32 Ford CHASSIS (not shown) by Pete & Jake's - Includes front shock brackets, front panhard bar mount, vegas steering mount, front 4-bar brackets, motor mounts (Chevy or Ford), master cylinder mount, x-member w/ ladder bar or 4 bar & trans mount (Chevy or Ford), rear coil over crossmember with panhard bar mount & shock mounts.

#3000PJ

UPGRADED COMPLETE '32 Ford CHASSIS (shown below) by Pete & Jake's - Includes: drop axle with 4" drop, tube or I-Beam; P&J 4-Bar or Hairpin; Vega cross steering (complete); front disc brakes complete (5x4-1/2 or 5x4-3/4); motor mounts (Chevy or Ford); transmission mount (Chevy or Ford); master cylinder mount w/ dual MC; brake pedal; ladder bar rear kit or rear 4-bar kit; 9" w/axles, new 11" drum brakes & rebuilt 3.00 gear; coil over kit; & panhard bar rear.

#3100



Please call for custom tailored pricing.

'33-'48 Ford CHASSIS by Pete & Jake's - Also available in economy or complete. Please call.

FRAME RAILS



1928-'31 MODEL A FRAME RAILS - Made from 2 x 4 x 1/8" wall tubing. Stamped front horns flow into the stock dimensioned taper. Threaded body mounts & running board mounts are installed. The outside hood latch brackets, outside body mounts at the cowl & the rear crossmember body mounts are not included but are available as shown in the FRAME PARTS/Miscellaneous. The rails have the stock bend at the approximate midpoint. They are bent further back to give 36" O.D. as required to keep the kicked portion inside the body sub-frame. The rear of the rails is the full 4" height for extra strength in this critical area. The 3" kick-up is installed.

#28200

****Truck freight charges apply.**



1932 FORD FRAME RAILS, NOT BOXED by American Stamping - Stamped one piece rails. These frame rails do not have fender & running board holes. They must be dollyed to remove some flange wrinkles.

#10132D

****Truck freight charges apply**



1933-34 FORD FRAME RAILS, NOT BOXED by American Stamping - Stamped one piece rails. These American Stamping frame rails have fender & running board holes. They must be dollyed to remove some flange wrinkles.

#20134D

****Truck freight charges apply.**

BOXING PLATES by Welder Series

Mild steel, full length, precision laser cut.

'32 Ford front + rear set **#19407**

'33 & '34 Ford front + rear set **#18810**

'35-40 Ford front + rear set **#354003**

****Extra freight charges apply.**




#19407

FRAME PARTS

SPREADER BARS For '32 Fords: with or without LED signals.

32 Front, polished stainless #F3201
w/LED #F3201LED

'32 rear, polished stainless #F3251
w/LED #F3251LED



FRAME HORNS by TCI - For 1928-'31 Ford Model "A". Stamped with bumper iron holes & fender brace holes.
#101-1023-00



HOOD LATCH BRACKET - For 1928-'31 Ford. 3/16" laser cut steel.
#28207



BODY MOUNT - Model 'A' front outside mount that welds to the frame instead of drilling & tapping to bolt it on. Simply bend the gusset with a pair of slip-lock pliers. This is much cleaner than the stock style. The 3/16" thick steel is thicker than the stock Ford mount.
#28206

Polished Shaped SS V Spreader Bar w/LED Signals
Fits stock width '32 Ford Frames.

#F3202LED




RAD MOUNT PADS - for '28-'32 Ford when the stock crossmember has been removed. 3/16" laser cut steel
#00017 D or P



BODY MOUNT - REAR OUTSIDE - When the Model A stock rear crossmember is replaced, the body mount hole goes with it. This bracket welds to the outside of the #00013N crossmember & adds strength.
#00206

REAR CROSSMEMBER - For narrowed (36" O.D.) Model A Frame. Wrap-back style doesn't protrude into the trunk as much as the differential style. 3x2x1/8" wall HSS tubing with the ends capped.

#00013N



GUSSET for inside the frame & rear crossmember. 2-5/8" x 3" x 3/16" laser cut steel.
#28012



C-NOTCH BOXING PLATE - Made from 3/16" thick mild steel to add strength to the c-notched frame rails.
#12203

REAR CROSSMEMBER KIT - For boxed '32-'34 Ford frames. For 1932 Ford frame

#WS154460



WELD NUTS - Weld inside the frame rails before boxing. Use them for body mounts, running board braces & various other places. Plates are about 1 1/2" x 3/4", with a threaded hole.



1/4-20 #NTWS214
5/16-18 #NTWS231
3/8-16 #NTWS237
1/2-13 #NTWS250

FRAME PARTS/Miscellaneous



FRAME CENTER SECTION - Easy to install by trimming to fit your frame. Main tubes are 1-1/2" x .120 wall. The lower triangulating tubes are 1" x .120 wall. Tubes are shipped mandrel bent & notched. Exhaust can be routed between the tubes for a neat appearance. 8 frame attachment points. The transmission can be dropped easily when Welder Series mounts are used. The Welder Series brake pedal & master cylinder/power booster mounting kit (WS25800) is designed to work with this center section. Easy-to-follow instructions included. **#WS132500**



LINE CLAMPS by Kugel - These are made of 304 stainless steel. They securely hold brake lines, wiring, gas lines, or cables. Available as single or double clamps. Stainless button head screws included.

All sizes - per package

3/16" single	12/pkg
1/4" single	12/pkg
5/16" single	12/pkg
3/8" single	12/pkg
1/2" single	12/pkg
5/8" single	8/pkg
3/4" single	8/pkg
7/8" single	8/pkg
3/16"-3/16" double	6/pkg
1/4"-1/4" double	6/pkg
5/16"-5/16" double	6/pkg
3/16"-3/8" combo double	6/pkg
5/16"-3/8" combo double	6/pkg
3/8"-3/8" double	6/pkg
1/2"-1/2" double	6/pkg



#WS40003 Trans Mount for T400



#70013 Trans Mount for 700R4 (rubber insulator sold separately - see below)



OPTIONS AVAILABLE for #13200 Center Section (not installed):

Transmission Mounts for T350, T400 & 700R4. Change your transmissions without moving the center section (i.e. T350 can be replaced by a 700R4). Transmission can be dropped, for servicing, without removing the motor.

- T350 **#35013**
- 700R4 **#WS70013**

Transmission Insulator

- for T350 **#A2268**
- for T400 **#A2268**
- for 700R4 **#A2268**

BRAKE PEDAL & BOOSTER / MASTER CYLINDER MOUNT KIT

- Drilled for 7" & 8" boosters & either Ford or GM master cylinders. Brake pedal arm mounts in double shear. This makes it easy to remove the pedal from the bracket & thru the floor. Master cylinder mounts under the seat for convenient servicing. Bolt-on pedal arm mount is easy to paint. There are no "hidden" surfaces. Includes #12900 adjustable pedal mount.

#25800



LINE CLAMPS by Billet Specialties - 2-piece billet aluminum & packaged in quantities of four. Stainless hardware included.

All sizes package of four.

3/16"	#65110
1/4"	#65210
5/16"	#65310
3/8"	#65410

SUPERIDE™ SUSPENSION



HEIDTS SUPERIDE™ IFS - Very low & highly steerable with no bumpster & built-in anti-dive. The 56" hub to hub tread width gives you the narrow look without tire to fender clearance. Kit includes: front crossmember, superide™ spindles tubular upper & lower A-arms, adjustable coil-overs with chrome springs, spindles, polished billet calipers, 11" rotors (specify Ford or GM bolt pattern), **rear** mounted rack & pinion steering.

Direct fit kits available for:

- | | |
|--------------|----------------|
| '28-'31 Ford | #BX-101 |
| '32 Ford | #BX-102 |
| '33-'34 Ford | #BX-103 |
| '34-'35 Chev | #BX-114 |
- (Please call for current pricing)*



HEIDTS SUPERIDE™ II IFS - For Classic Ford & Chevrolet Trucks. Kit includes: front crossmember, tubular upper & lower A-arms, adjustable coil-overs with chrome springs, stock or dropped spindles, 11" brakes w/Wilwood 4 Piston Calipers (specify Ford or GM bolt pattern), & Billet single adjustable coil-over shocks w/chrome springs **Rear** mounted manual rack & pinion steering.

Direct fit kits available for:

- | | |
|-----------------|----------------|
| '48-'52 Ford PU | #BX-310 |
| '53-'56 Ford PU | #BX-316 |
| '55-'59 Chev PU | #BX-307 |
- (Please call for current pricing)*



HEIDTS SUPERIDE™ II IFS for 64 1/2 -70 Mustang - Kit includes: Front crossmember, tubular upper & lower A-arms, 2" dropped spindles, manual R&P steering, 11" brakes w/4 piston Wilwood calipers & Billet single adjustable coil-over shocks w/chrome springs.

***Note:** Requires rear sump style oil pan

- | | |
|--------------------------|---------------|
| Complete base kit | #BX340 |
|--------------------------|---------------|
- (Please call for current pricing)*



HEIDTS SUPERIDE™ II IFS - For fat fendered Fords & Chevs. Included: front crossmember, tubular upper & lower A-arms, adjustable coil-overs with chrome springs, stock or dropped spindles, 11" rotors (specify Ford or GM bolt pattern), **front** mounted rack & pinion steering.

Direct fit kits available for:

- | | |
|-----------------|----------------|
| '35-'40 Ford | #BX-202 |
| '35-'41 Ford PU | #BX-202 |
| '41-'48 Ford | #BX-203 |
| '37-'41 Willys | #BX-211 |
| '37-'39 Chev | #BX-212 |
| '40-'48 Chev | #BX-213 |
| '40-'46 Chev PU | #BX-305 |
| '47-'54 Chev PU | #BX-306 |
- (Please call for current pricing)*



HEIDTS MUSTANG II IFS for '64-1/2-'70 Mustang, '67-'70 Cougar, '60-'65 Falcon & '64-'65 Comet - These crossmember kits weld right into place & are engineered to maintain the proper geometry with factory anti-dive built right in. Kit includes: crossmember, 2" dropped spindles, 11" five lug rotors, standard shock & spring, single piston calipers, manual rack & pinion steering.

***Note:** Requires rear sump style oil pan

Direct fit kits available for:

- | | |
|---------------------|--------------------|
| '64 1/2-'70 Mustang | #PX-320-E-K |
| '67-'70 Cougar | #PX-320-E-K |
| '60-'65 Falcon | #PX-330-E-K |
| '64-'65 Comet | #PX-330-E-K |
- (Please call for current pricing)*

Inner Fender Panels

- | | | | |
|--|-----------------|----------------|--|
| | '64-'66 Mustang | #PX-325 | |
| | '67-'70 Mustang | #PX-326 | |
| | '60-'65 Falcon | #PX-328 | |

Various options are available please contact us or visit www.heidts.com for more information.

MUSTANG II SUSPENSION

In this catalogue, "Mustang II" refers to: '74-'78 Mustang II or '74-'80 Pinto/Bobcat ONLY.
Other years will not interchange.

MUSTANG II HUB to HUB

For 56", 58" or 60" (60" requires rack extension) track widths. Crossmember comes welded, ready to be trimmed to fit your frame. No strut rod required.

All packages include: WS crossmember, Heidt's tubular upper & lower control arms with screw-in ball joints, coil springs (your choice of weight), spring insulators, shocks, stock or dropped spindles, manual steering rack, tie rod ends, spindle nut kit, 11" brakes (Ford or GM bolt pattern), brake pads, bearings, seals, loaded calipers & hardware to assemble.



Available options:
Power steering rack
Drilled & slotted rotors

MUSTANG II FRONT END KITS BY HEIDT'S




All packages also include Heidt's crossmember, Heidt's tubular upper & lower control arms with screw-in ball joints, coil springs (your choice of weight), spring insulators, shocks, stock or dropped spindles, manual steering rack, tie rod ends, spindle nut kit, 11" brakes (Ford or GM bolt pattern), brake pads, bearings, seals, loaded calipers & hardware to assemble. Rack extender kits are required for wide kits.

Chevrolet kits available:

'34-'35 Standard	CX-101-E-K
'34-'36 Master	CX-111-E-K
'37-'39 Car	CX-102-E-K
'40-'48 Car	CX-103-E-K
'49-'54 Car	CX-104-E-K
'37-'39 Pick-up	CX-305-E-K
'40-'46 Pick-up	CX-307-E-K
'55-'59 Pick-up	CX-308-E-K

Ford kits available:

'33-'34 Ford car	PX-101-E-K
'35-'40 Ford car	PX-102-E-K
'41-'48 Ford car	PX-103-E-K
'35-'41 Ford pick-up	PX-102-E-K
'48-'52 Ford pick-up	PX-104-E-K
'53-'64 Ford pick-up	PX-105-E-K




Welder Series kit (WS14340)

MUSTANG II CROSSMEMBER KITS, WELDED or UNWELDED by Welder Series - Unwelded kit contains ready-to-weld components to fabricate the crossmember & upper spring towers for Mustang II components. Parts are precision laser cut, formed, &/or machined.

56" track width kit, unwelded	#WS14340
58" track width kit, unwelded	#WS14440
60" track width kit, unwelded	#WS14540
56" track width, welded	#14340
58" track width, welded	#14440
60" track width, welded	#14540

Builder's Tip: As cars get lower, tire-to-fender interference becomes a problem. A 6" wide front wheel on a front end with a track width of 57" or less will usually clear Ford fenders up to 1940. The clearance problem is not as common on later year vehicles. Our Mustang II kits will work with this combination.

MUSTANG II SUSPENSION



Mustang II BOLT-ON KITS by Fatman Fabrication include crossmember assembly & tubular upper arms. Kit gives you a 4"-6" drop without ground clearance issues.

(Please call for current pricing)

By reproducing the axle centerline & radiator core support positions, your bumper & sheet metal will refit with ease!

MUSTANG II FRAME STUBS by Fatman Fabrications - Some applications listed below involve replacement frame rails where the original frame won't readily accept a new crossmember. These clips allow a 2" - 4" drop & include pre-made mounts for bumpers & sheetmetal. Sheetmetal remounts need very minor or no trimming.

Olds, Pontiac & Packard vary within the same year; so we will need you to measure from the center of the furthest forward body mount hole, straight up the centerline of the car, to the axle centerline & rad core support.

Call us for pricing on kits below.

BUICK	1934-'57 (check series)
CADILLAC	1936-'57 (check series)
CHEV	1937-'48, '55-'60
CHRYSLER/DESOTO	1934-'53(42 up-tubular arms only)
DODGE	1934-'56(40 up-tubular arms only)
FORD	1949-'63
FORD-T-Bird	1955-'57
HENRY J	Kaiser
HUDSON	1940-'53
LASALLE	1935-'40
LINCOLN	1949-'51
MERCURY	1949-'56
NASH	1940-'48
OLDS	1934-'59 (check series)
PACKARD	1935-'52 (check series)
PLYMOUTH	1934-'56 (39 up-tubular arms only)
PONTIAC	1937-'58
STUDEBAKER	1948-'62 (check frame style)
GM PICK UP's	1960 to 1987

BOLT-IN HUB TO HUB KIT BY FATMAN FABRICATION

- Available for the popular 49-54 Chevy cars. They bolt-in using several of the existing holes from the original crossmember with a few more added for extra strength. Updated to a shim style upper control arm alignment system. Available in standard & ultra low versions with either coilovers or air bags. Engine mounts for small block Chevies are included. **Please call for pricing**

BOLT-ON KITS by HEIDT'S - include crossmember, upper towers (adjustable for ride height) & center support rods to add necessary strength to lower strut rod mount. Interlocking tabs between upper pods & crossmember prevent movement.

1937-'39	Chev car	#IF3739CP
1940	Chev car	#IF4040CP
1941-'48	Chev car	#IF4148CP
1949-'54	Chev car	#IF4954CP

Because of clearances, the '49-'54 kit uses Full width Mustang II tubular lower A arms. Also requires engine mount #CP-1109GINST costs extra installed.

1935-'40	Ford car	#IF3540FP
Also requires engine mount #CP-2109PINST \$125 extra installed.		
1942-'48	Ford car	#IF4248FP
Also requires engine mount #CP-2102PINST \$125 extra installed.		

(Please call for current pricing)



SWAY BAR KITS by HEIDT'S - Front (with Mustang II suspension) - This is an excellent way to improve the handling & overall drivability of the top-heavy 30's & 40's cars. Eliminates road sway. Linkage & mounting hardware included.

Standard width (43.5")	#SB0010PM
Narrow width (42.25")	#SB0010PMN
2" wider (45.5")	#SB0020PM
4" wider (47.5")	#SB0040PM



SWAY BAR BRACKET KIT for your Heidt's Mustang II full lower A-Arms. This simple bracket kit bolts onto control arms. For use with:

Tubular full lower A-Arms **#SB-012**

MUSTANG II PARTS



MUSTANG II TUBULAR UPPER A-ARMS - Come complete with bushings, cross-shafts & screw-in ball joints.

Heidt's, plain steel

#CA-101

MBM, plain steel

#UCA7478



Comparison of a stock & dropped spindle.

STOCK SPINDLES - These stock spindles can be used on many of our Mustang II kits.

#155/156

DROPPED SPINDLES for MUSTANG II

Spindles lower the front of your Mustang II/Pinto front end 2". The caliper is rotated back for extra clearance. Use your stock rotors, bearings & calipers or our Mustang II Brake Kit. **RECOMMENDED:** 15" or larger wheels to prevent interference problems.

Forged spindles

#IW4043D2



#CA-103-S
Coil Spring Arm



#CA-103-M-S
Coil-Over Arm

MUSTANG II TUBULAR LOWER A-ARMS - Screw-in ball joints are included. No strut rod needed. Installation requires some drilling & welding. Has sway bar bracket.

For Stock Coil-Spring:
Heidt's, plain steel
MBM, plain steel

#CA-103-S
#LCA7478

For Coil-Overs:
Heidt's, plain steel
Speedway, plain steel

#CA-103-M-S
#910-35335



SPINDLE NUT KIT - For Mustang II. Will not work with GM rotors.

#IW4050SN



BALL JOINT CAP - Polished stainless for K772 ball joints in tubular upper & lower arms. 2 caps per pkg.

#MP-035

BALL JOINT HOUSING - Ball joint housing, for Chrysler screw-in ball joint K772, commonly used in Mustang II tubular control arms. Note that when this ball joint is used as a lower ball joint with the Mustang II spindle, spacer K772S should be used under the nut.



#91034812



MUSTANG II TUBULAR LOWER STOCK STYLE CONTROL ARMS by Heidt's - complete with bushings & ball joints. For use with stock springs. Requires use of strut rods.

Plain steel

#CA-102



SCREW IN BALL JOINTS

Ball joints for tubular Mustang II control arms

#K772

LOWER BALL JOINT SPACER - To prevent lower ball joint stud & nut from bottoming out; 2 required

#K772S



BALL JOINT BOOT by Heidt's to replace damaged ones. For Mustang II & K772 ball joints (used on tubular arms)

#HOW22399



This is why you need a spacer, part #K772S. The cotter pin isn't even in the castle nut.

OE MUSTANG II PARTS



BALL JOINTS - Mustang II
Original equipment style for use on your street rod installed Mustang II kit.

Upper, each **#IW40410EU**
Lower, each **#IW40410EL**



9" ROTORS - Mustang II - 5-bolt, replacement rotors fit on stock Mustang II or Pinto spindles. Stock diameter & thickness so that the stock calipers can be used. *Bearings & seals not included.*

Ford bolt pattern (5 on 4-1/2") **#91031001**
Chev bolt pattern (5 on 4-3/4") **#91031002**

Bearing & Seal Kit for 2 rotors - you'll need:

Wheel bearings **#SET12**
Wheel bearings **#SET13**
Seal **#6815**



STRUT RODS - For Mustang II are direct replacements for stockers.


#IW4044

STRUT ROD BRACKETS by Welder Series - Weld on frame to mount strut rods. Used with Mustang II stock-style strut rods. Trimming will be required for individual applications. Kit includes 2 brackets, 2 gussets & 2 rings.



#108140

● ● ● ● ● ● ● ● ● ● ● ● ● ● ● ●
● Check our brake section for upgrades! ●
● ● ● ● ● ● ● ● ● ● ● ● ● ● ● ●



MUSTANG II STRUT ROD BUSHINGS - For stock or #IW4044 strut rods. Part number & price are for two sets which will do both driver & psgr. strut rods. Picture is of only one set.

#IW4044WB



MUSTANG II CROSS SHAFT BOLT KIT - These are the special bolts to hold the upper control arm cross-shaft to the spring tower. 4 bolts & nuts per kit.

#IW415TB

TIE ROD ENDS - Mustang II (2 required)



Stock



Long

Stock
Long (Fairmont)
Stainless steel tie rod

#ES429RL
#ES2128RLF
#MP-017-SS



MUSTANG II CROSS SHAFT - Original design upper cross shaft for use on street rod Mustang II suspensions. Will take stock Ford mounting bolts & bushings.

#IW415CS

MUSTANG II PARTS



TUBULAR STRUT ROD KIT by Heidt's - Rubber pivot bushing gives freer-moving non-binding suspension. Plates provided oversize to allow for custom fit. Comes complete with bushings & mounting hardware.

#SR101

Builder's Tip: Strut rod bushing kit steel plates aren't always marked regarding their orientation. According to MOOG, the plate with the 5/8" hole should have the concave (indented) side against the rubber bushing. The plate with the 9/16" hole should have the concave side against the nut.

The thin washers in the #108140 Strut Rod Bracket Kit are used when the rubber bushing is not tight on the strut rod bracket. The thin ring can go on either side of the bracket.

RACK MOUNTING BUSHINGS Mustang II - Install the rubber rack mounting bushings so the "head" or large flange portion is against the crossmember. Put a 5/8" flat washer on the front side to prevent the rack from coming off over the mounting bolt head.



2 required

#IW4047B

POWER RACK MOUNT SPACER by Welder Series - Later year (1979-up) Mustang II power racks mount closer to the crossmember than stock 1974-78 racks. These spacers reposition the rack so the centerline stays in the same place. The spacers also provide additional clearance for the power rack input shaft casting. Two spacers are required.

#24400



Adjustable Power Steering Valve by Heidt's - This valve is used to vary the line pressure in the power steering system. It does this by opening a passage from the pressure line to the return line.

#PS-101



MANUAL RACK & PINION STEERING UNIT - For '74-'78 Mustang II & '74-'80 Pinto. Complete with polished center tube. Has 2 mounting holes on 16" centers. Order tie rod ends, jam nuts & mounting bushings separately.

#910-34340-MAN

POWER RACK & PINION UNIT - Mustang II Style rebuilt - Fits Mustang II cross-members. Has 2 mounting holes on 15-1/2" centres. Includes mounting bushings. Order tie rods separately.

#22203F

Note: '80-'88 T Bird style may not need any pressure adjustment.

RACK & PINION EXTENSION KIT by Heidt's - Extends the rack (center) portion of the Mustang II rack & pinion. Can be used with wider Mustang II based kits to keep the steering geometry precise. Check the thread on your rack to determine the kit you need. To measure this thread, remove the bellows on the end of the rack. Then remove the nut that holds the tie rod to the rack. Measure the rack thread diameter & pitch. Kit includes two 2" rack extenders, two long bellows & hardware.



Typical applications:

Flaming River manual

MP037-4

Some stock Ford manual & power

MP039-4

For IW4047S manual rack, use ES2128RL long tie rod ends.

14mm diameter x 1.5

#MP037-4

15/16" diameter x 20

#MP039-4

16mm diameter x 1.5

#MP037-1-4

POWER STEERING HOSE KIT by Borgeson - These OEM style rubber hose kits can help plumb your project.

2 pc., GM pump to '74-'78 Mustang rack

#925101

2 pc., GM pump to '79-'97 Mustang rack


#925102

POWER STEERING PUMP VALVE KIT - When a Mustang II power rack is used with a Chev pump, the steering is often highly sensitive. This valve adjusting kit lets you tune the steering to your taste. Kit contains 6 shims, 1 o-ring, 1 flow valve tool, instruction sheet.



#899001

MUSTANG II PARTS



SHOCKS - Mustang II

For stock front ends. Gas charged.

#32118

COIL SPRINGS - Mustang II

These coil springs are for the stock Mustang II 13-1/2" free length but in street rod rates.

As a starting point for small block cars, '33-'34 Fords use 275#, '35-'40 Fords use 325#.

275#	#917-230-275
300#	#917-230-300
325#	#917-230-325
350#	#917-230-350
375#	#917-230-375
400#	#917-230-400
425#	#917-230-425

The above springs can be returned to us for exchange within 30 days of our invoice date. We charge normal freight for the exchange set. Please ship prepaid or we can have UPS pick them up & add the charge to your exchange invoice. This offer means that you may receive "pre-used" springs.

SPRING SPACERS - Cut too much off your Mustang II springs? Have your springs settled just a little too much? Heidt's 3/4" thick nylon spacers can be used in place of your upper spring cushions. Sold in pairs.

#MP-060



COIL SPRING CUSHIONS - Mustang II - These go on top of the coil spring to stop squeaking.

#IW4046MUSC



FRONT COIL-OVER SHOCKS FOR MUSTANG II SUSPENSION - Coil-over shocks for Mustang II IFS. Modified 1/2" hole Tubular Coil-Over Lower Arms provide the ultimate in hi-tech appearance for the Mustang IFS. Provides adjustable ride height as well as spring rates.

Shocks only

#MS301

Springs

#8MB-XXX

Available in: 375, 500, 600 or 700 lbs.

(Please call for current pricing)



MUSTANG II COIL-OVER CROSSMEMBER KITS



This is a Mustang II kit for conventional coil-overs instead of stock-type springs & shocks by **Welder Series**. This lets you use different spring rates & maintain the same ride height by adjusting the lower spring collar on the coil-over. Often the coil-over shock has an adjustable rebound rate, too. Use coil-overs that have a ride height of 11-1/2" - 12". Use Mustang II tubular upper arms & Mustang II tubular lowers designed for coil-overs & no strut rod. This 56" width is used in Fords & Chevs up to 1948 & many other vehicles. These kits are designed to lower a frame. Additional work might be required to keep a frame at the stock ride height. This unique kit has laser-cut slits that let you fold the crossmember pieces by hand. The rack mounts are part of the crossmember plate & can be folded using an adjustable wrench for extra leverage.

56" TRACK WIDTH KIT for 1933-'48 Ford cars, 1935-'47 Ford pickups, 1935-'54 Chev cars, 1937-'55 (early series) Chev pickups & many other applications.

Parts included:

PART#	DESC	QTY
#21901	Upper arm plate, flat	2
#21902	Coil-over plate	4
#238215	Spacer	4
#14373	Crossmember plate, front & bottom	1
#14375	Crossmember plate, rear & top	1
#14306	Boxing plate for crossmember	2
#HC-184	Bolt, 1/2-20 x 5	2
#178-039	Nut, 1/2-20 thin nylok	2
#656-048	Washer, 1/2 SAE	4

Assembly & installation sheets

All of the above parts #WS21906



HUB TO HUB - includes chrome springs

(Please call for current pricing)

Manual steering - **N/C**

Regular or dropped spindle - **N/C**

Ford or GM bolt circle - **N/C**

4 1/2" or 4 3/4" - **N/C**

5" X 5 1/2" bolt circle - **AVAILABLE AT EXTRA COST**

6" X 5/12" bolt circle - **AVAILABLE AT EXTRA COST**

58" TRACK WIDTH KIT for 1948-'52 Ford pickups & other vehicles that need a slightly wider track than the stock Mustang II. (Same as #WS21906 except for the two main crossmember plates.) Longer Fairmount tie rod ends can be used.

Parts included:

PART#	DESC	QTY
#21901	Upper arm plate, flat	2
#21902	Coil-over plate	4
#238215	Spacer	4
#14473	Crossmember plate, front & bottom	1
#14475	Crossmember plate, rear & top	1
#14306	Boxing plate for crossmember	2
#HC-184	Bolt, 1/2-20 x 5	2
#178-039	Nut, 1/2-20 thin nylok	2
#656-048	Washer, 1/2 SAE	4

Assembly & installation sheets

All of the above parts #WS21908

60" TRACK WIDTH KIT for 1953-'56 Ford F100 pickups & 1955 (second series)-59 Chev pickups & other vehicles that need a wider track width. (Same as #WS21906 except for the two main crossmember plates.) Rack extensions or longer Fairmount tie rod ends must be used.

Parts included:

PART#	DESC	QTY
#21901	Upper arm plate, flat	2
#21902	Coil-over plate	4
#238215	Spacer	4
#14573	Crossmember plate, front & bottom	1
#14575	Crossmember plate, rear & top	1
#14306	Boxing plate for crossmember	2
#HC-184	Bolt, 1/2-20 x 5	2
#178-039	Nut, 1/2-20 thin nylok	2
#656-048	Washer, 1/2 SAE	4

Assembly & installation sheets

All of the above parts #WS21900

Complete instructions included with each kit.

FRONT ENDS - AXLE



Pete & Jake's AXLE FRONT END (CHROME)

AXLE FRONT ENDS - Complete axle front end, hub to hub with I beam & brakes. Includes 4 bar or radius rod. Available ready to paint or in chrome.

READY TO PAINT
CHROME (shown)


(Please call for current pricing)

(Please call for current pricing)



AXLES Tube & I-Beam

It is important to match the axle to the car, front spring, wishbone or 4-link. Choosing between a tube or an I-beam is largely a matter of personal choice. Both styles are strong. Up to 1934, a 46" or 47" axle works best. The 46" axle will give the most tire-to-fender clearance. All of these axles are dropped 4". Call us for details. Special axles are made for '37-'48 Fords.



All of the following axles are made for early Ford or repro spindles & will require bolt-on steering arms for clearance:

- | | |
|-----------------------------------|----------------|
| Super Bell-46-1/2" tube | #1101A |
| Super Bell-46-1/2" I-beam | #1102-A |
| Super Bell-46-1/2" I-beam drilled | #1102AD |

(Please call for current pricing)




All Super Bell I-Beam axles have the Super Bell logo cast in the center.

Builder's Tips:

- As cars get lower, tire-to-fender interference becomes a problem. A 6" wide front wheel on a front end with a track width of 57" or less will usually clear Ford fenders up to 1940. The clearance problem is not as common on later year vehicles. Our axle set-ups will work with this combination.
- We mount the 201-2004-00 crossmember with the rad pads about 1/2" below the top of the frame rail. Although this raises the front end slightly, it is much easier to put shims (rubber pads) on the rad pad under the radiator mounting tab to align the hood. The center section of the crossmember should be angled down at the rear about 6°.
- Axle alignment specs are 6° positive caster, 1/8" toe-in, camber as received (the axle companies set this during manufacturing). There is no specific front or rear to an axle.

FRONT END - COMPONENTS



CROSSMEMBERS by TCI- Front

For stock or reproduction frames. Rad mounts included. Spring pad has built-in 6° caster angle for correct, no-bind front end geometry. Designed to be installed between the boxing plates so some trimming should be expected. These crossmembers lower the front end one inch, except '28-'31 Model A.

'28-'32 Ford (left) **#2024**

'33-'34 Ford (right) **#4024**



UNIVERSAL FLAT FRONT CROSSMEMBERS by Welder Series

Crossmember kit, front, flat, for early Ford-style front suspension (transverse leaf). This crossmember

helps get the frame lower by about 1-1/2 - 2" compared to a stock Model 'A' crossmember. The front face of the crossmember is already formed. Simply fold, by hand, the rear faces along the laser-cut slits & tack in the center plate. Then weld all the edges. This crossmember is 28" wide & can be trimmed to fit your frame. A hole for the spring center bolt is centered in the crossmember. Use a 1-3/4" wide spring. Stock rads will need modifications to the lower tank. The "butterfly" shape of this crossmember gives more strength to the frame & looks way better than a simple channel.

28" wide #WS21866



SPRINGS by Posies


- Super Slide

Springs have die formed pockets at the end of the spring leaves that enclose a Moly-Nylon button that eliminates metal to metal friction between the spring leaves. Stock front spring with stock eyes, front spring with reverse eyes or low front spring are available for all axles sizes, starting at \$166. Please call us for sizes.

SPRING CLAMPS by Pete & Jake's

3/4"

#1004PJ



SPRING LINER by Vintique

This liner is smooth as silk. A lock-in lip keeps it firmly in place. **Black only.** 20 foot roll.

1-3/4" wide

#A-5310-P1

2" wide

#A-5310-P2

2-1/4" wide

#A-5310-P3



SHACKLES

- Flat front design gives a clean appearance & added shock clearance. Urethane bushings to absorb road vibrations & allow minor caster adjustment are included. For 3/4" diameter spring eye & perch hole. Per pair.

For 1 3/4" spring, Pete & Jake's **#1051**

For 2" spring **#1048**

For 2 1/4" spring **#1052**

SHACKLE BUSHINGS

- These are 3/4" O.D. x 1/2" I.D. urethane. They are 7/8" long, but can be used in springs 1 3/4", 2" & 2 1/4" wide. Use 2 bushings in each spring or perch eye.

#1212



CONE WASHERS

- These fit into the tapered seat under the stock wishbone or batwing. Standard 5/8" lock nuts can then be used on the spring perches.

#2116SB

FRONT ENDS - AXLE



SPINDLES - REPRODUCTION '40 FORD by Super Bell - Ductile iron spindle kit by Pete & Jake's includes the king pin set. Bushings installed & reamed to size. Order bolt-on steering arms & spindle nut kits separately.

Plain **#1104F-K**
 Chromed spindle kit with aluminum-topped king pins. **#1104F-K-C**



SPINDLE NUT KIT - Early Ford - Includes nuts & special washers. For '37-'48 Ford spindles. Pete & Jake's **#1007**



FRONT FOUR LINK KITS

Horton Kits with Welder Series Components feature stamped & folded steel axle brackets, 2-1/4" axle boss, steel adjusters, bars.

Model A **#2010**
 '32-'34 Ford **#2014**
 '32-'34 Ford, Hiboy only **#2082**

Pete & Jake's Kits feature stamped & folded steel axle brackets, 2-1/4" axle boss, steel adjusters, bars.

Model A, vega steering, plain **#2003A**
 Model A, vega steering, chrome **#2003A-C**
 '32 Ford, vega steering, plain **#3003A**
 '32 Ford, vega steering, chrome **#3003A-C**
 '33-'34 Ford, plain **#4003A**
 '33-'34 Ford, chrome **#4003A-C**
(Please call for current pricing)

'32 Viper HAIRPIN SUSPENSION by Pete & Jake's

Nostalgia with new technology, utilizing their 4-bar components with the old time look. Chrome moly clevises, 5° adjuster. Specify 2" or 2-1/4" axle brackets. **#3021PJ**

FOUR LINK AXLE BRACKETS (BATWINGS) - Front

Building your own front 4 link? Made from 3/16" laser cut mild steel, these brackets are TIG welded for strength & good looks. Bosses are offset so the bars will mount directly one over the other. For 2-1/4" axle perch boss height.



Welded **#14110**

Spacers for 2" axles (4 required) - no charge if ordered with brackets. **#10035**



AXLE BRACKET (BATWINGS) FOR HAIRPINS by Welder Series

- Hairpin Axle Bracket (Batwings). For hairpin front suspensions. Laser-cut steel, 3/8" thick main upright plate has 3/8" diameter holes on 4-3/4" centers. The 3/16" C-plates are formed so the main plates are vertical, even though the axle boss is on an angle. Designed for 2" or 2-1/4" axle boss.


Welded **#28900**



View is from the front driver's side. The axle bracket (batwing) should be vertical as shown. If the brackets are on the wrong side, the top is much closer to the frame. Normally the shock mounts outside of the spring perch, as shown.

SPRING PERCHES by Pete & Jake's - Perches for '28-'34

Fords are extra long so the bolt-on lower shock mounts can be used. Shackle hole is 3/4". Order special tapered nuts separately. Per pair.



Plain steel **#1042**
 Chrome **#1042C**



WISHBONE BOLTS - For '35-'48 Fords - attach the axle to the wishbone. There is no provision for spring shackles as on SPRING PERCHES. **#1043**

Pete & Jake's

FRONT ENDS - AXLE

CLAMP PLATE / U-BOLT ELIMINATOR KIT by Welder Series

Clamp plate & u-bolt eliminator kit, for 1928-34 Ford repro front crossmembers with a transverse spring. Eliminating the u-bolts reduces the chance of chipping the paint when installing the u-bolts. Tabs get welded to the front crossmember. These tabs can be left flat or they can be made stronger by bending the ends. Simply put the tab in a vise & use an adjustable wrench to make the bend. Repro front springs usually have fewer leaves than the original, making them thinner. The clamp plate spacer gets welded to the base plate to make up the extra thickness so the clamping action is on the spring leaf, not on the crossmember.



KING PINS - Sets include pins, bushings, thrust bearings, shims & lock bolts. Ford king pins from '28-'48 are all .812" diameter. '37-'41 pins are 5-3/8" long (under the "hat"), '42-'48 pins are 5-7/8" long. Stainless pins

come complete with spindle stops.

Pete & Jake's

'37-'41 Ford

#1039

'42-'48 Ford

#1040

KING PIN LOCKS & spindle stop nuts .

Chrome

#1006

Parts Included:

1 x #15712 Clamp plate base

2 x #15715 Clamp plate crossmember tab

1 x #15703 Clamp plate spacer

2 x #HC-45 Bolt, 3/8-16 x 1 1/2 - Gr 5 hex, zinc plated

2 x #NS-37 Nut, 3/8-16 nylok

4 x #656-046 Washer, 3/8 SAE flat, zinc plated

All of the above parts

#WS15710



SHOCK MOUNTS - Front


Lower shock mounts; bolt under axle. Per pair

Pete & Jake's plain

#1067

Pete & Jake's chrome

#1067C



CLAMP PLATE & U-BOLTS -

Complete with nuts. '28-'34 Ford

#P&J 1001

#15700

unwelded **#WS15700**

chrome **#P&J 1001C**



SHOCK FRAME BRACKETS - Front by Welder Series

'28-'32 weld on, pair

#1030W

HEADLIGHT/SHOCK MOUNT COMBO Pete & Jake's tubular mount for both the headlight & the shock. The tube is gusseted for strength. **#1095**



FRAME BRACKET KIT, FRONT 4 LINK by Welder Series


1932-'34 FORD

#12502


MODEL A

#20101

'32-'34 Ford



Model A



FRONT ENDS - AXLE

SHOCK KITS - Front

'28-'32 Ford Kit includes Pete & Jake's weld-on frame mounts, bolt-on lower shock mounts, #1084PJ shocks & hardware.

#1064

(Short shocks #2084 or #2084C can be substituted at extra cost)

'35-'39 Ford Kit includes frame brackets, shocks, hardware & special shackles with an extended pin to locate bottom shock eye. Fits '40 without stock front sway bar.

#5001



SHOCKS - STREET ROD by Pete & Jake's - Traditional front shocks. 14½" open, 9½" closed, 7/16" upper eye, 5/8" lower eye.

Painted **#1084**

Chromed **#1084C**



SHORT SHOCKS by Pete & Jake's

(11-1/4" open, 7-7/8" closed)

Painted **#2084**

Chromed **#2084C**

RIDETECH SHOCKS - Polished Hot Rod Shocks - The NEW Mono-Tube Q Series Hot Rod shocks are specifically designed to improve ride quality & performance in straight axle applications. To thrive in this harsh environment requires an extremely short shock length & specifically tuned compression & rebound dampening. This shock has an eye-to-eye compressed measurement of 9.3" & extended measurement of 14.1" or 7.9"- 11.2".

Covered or open top section available.

#23339741 exposed 7.9 to 11.2

#23359741 exposed 9.3 to 14.1

#23339641 covered 7.9 to 11.2

#23359641 covered 9.3 to 14.1



DRAG LINKS - The drag link connects the Pitman arm (the arm on the steering box) to the steering arm at the spindle. We need the following info to supply the right length drag link for cross steering applications:

Axle king pin center-to-center length?

What year Ford frame? or...

Frame inside dimension at the axle center-line?

Drag links can also be supplied if you tell us the center-to-center distance between the tie rod ends. (The tube length will be about 3/4" less than the center-to-center distance.)

We have standard lengths for '28-'40 Fords with cross steering. Drag link tubes are tapped 11/16-18 LH & RH for early Ford tie rod ends. The steering arm & Pitman arm must have the stock early Ford tapered hole. Order **Tie Rod Ends** separately.

Cross Steer Part Numbers:

Special Length		#159000
'28 - '32 FORD	46" AXLE	#159266
	48" AXLE	#159272
'33 - '34 FORD	46" AXLE	#159272
	48" AXLE	#159278
'35 - '40 FORD	48" AXLE	#159290
	49" AXLE	#159295

If not listed above, we need to know your bar length.

TIE ROD ENDS by Pete & Jake's - These have a taper to fit early Ford steering arms & our Pitman arms.

11/16-18 RH thread **#1029**

chrome **#1029C**

11/16-18 LH thread **#1030**

chrome **#1030C**

Jam nuts - Right **#1037**

Jam nuts - Left **#1038**

Jam nuts, Chrome - Right **#1037C**

Jam nuts, Chrome - Left **#1038C**



TIE ROD - Connects the spindle steering arms. Threaded 11/16-18 RH & LH to use early Ford tie rod ends. Please give us the tie rod. Order tie rod ends separately.

Tie Rod Part Numbers:

Special Length **#160000**

46" king pin c-c axle **#160402**

47" king pin c-c axle **#160417**

48" king pin c-c axle **#160425**

49" king pin c-c axle **#160435**

50" king pin c-c axle **#160445**

If not listed above, we need to know your bar length.



STEERING STABILIZER by SO-CAL - Bolts to tie rod & hairpin to eliminate the possibility of shimmy in early style Ford front ends.

#001-60770 PAINTED

#001-60771 CHROME-LIKE FINISH

FRONT ENDS - AXLE




#1107

STEERING ARMS - These arms, for '37-'48 Ford spindles, should be used with dropped axles if stock arms hit the "S" dropped section. Stock drop arms are for use with a 4-link. The center-line of the tie rod will be 3" below the center-line of the two bolts which hold the arm to the spindle. Deep drop arms are used to put the tie rod below the wishbone. The tie rod c/l will be 5" below the spindle mounting bolts. The passenger side arm has two tapered holes (one for tie rod, one for drag link).

These arms are used with drum brakes or disc brake kits which have the caliper bracket mounting on the nose side of the spindle flange.

- | | | | |
|------------|--------------|--------|---------------|
| Stock drop | #1107 | Chrome | #1107C |
| Deep drop | #1109 | Chrome | #1109C |



STEERING BOX - VEGA by Borgeson.
"New" not rebuilt.

- Borgeson #920004**
Speedway #91032204
 Must use Speedway Pitman Arm
#7022924PLN

CHROME STEERING BOX - VEGA by Flaming River - "Vega-style". All new, no original Vega parts, designed for street rods. The box is 30% stronger than the OEM box & utilizes the latest technology with a smooth needle bearing design; standard ratio 20:1. **#FR1500C call for price**
 Pitman arm is not included but available.



STEERING BOX BRACKETS - For Vega/Saginaw 525 into early Fords:
 '28-'34

Welder Series Weld-in **#2072**

Builder's Tip: Sometimes the tapered splined hole on aftermarket pitman arms is slightly too large for the steering box. In this case, the nut will bottom out before the pitman arm is tight on the taper. The steering will feel loose & in fact, you will be able to see the shaft move slightly inside the pitman arm as the wheel is turned slowly right to left & back again. To correct this condition, put a spacer (a 1/8" thick large washer with the hole machined or filed to 1" dia.) between the pitman arm & the lock nut.

Mustang Pitman Arm



Vega Pitman Arm

PITMAN ARMS by Pete & Jake's - This is the arm that goes on the steering box & moves the drag link.

- | | |
|------------------------------------|--------------------|
| Vega, steel | #1020 |
| Vega, steel chromed | #1020C |
| Mustang 1-1/8" sector shaft, steel | #1022 |
| Mustang 1-1/8" sector shaft,chrome | #1022C |
| Vega Speedway | #7022924PLN |

Unisteer Rack & Pinion for Cross Steer - This innovative design steers off one side, creating very little bump steer that would occur using a traditional rack & pinion. There is no play in the rack travel, as it is smooth & consistent through out the length of its travel. The Cross Steer Rack & Pinion offers a significant reduction in steering effort, even at low speeds & it bolts right on to your Vega bracket.

#8000460-01 *(Please call for current pricing)*



FRONT ENDS - AXLE

A-32 KIT	WELD-ON
46" AXLE	220257
48" AXLE	220270
33-34 KIT	WELD-ON
46" AXLE	220263
48" AXLE	220275
NOTE: AXLE LENGTH (46" OR 48)" IS THE KING PIN CENTER-TO-CENTER DIMENSION ON THE TOP SIDE OF THE KING PIN BOSS.	

PANHARD KIT - FRONT - For cars with cross steering - eliminates shackle rock that can cause erratic steering. One bracket bolts to the 4-link axle bracket (batwing) on the passenger side, the other bracket welds to the driver's side frame rail. Made for batwings with 1/2" bolts. Easily modified for 9/16" batwings. This kit will not work with "GT" or "Rally" style stainless batwings.

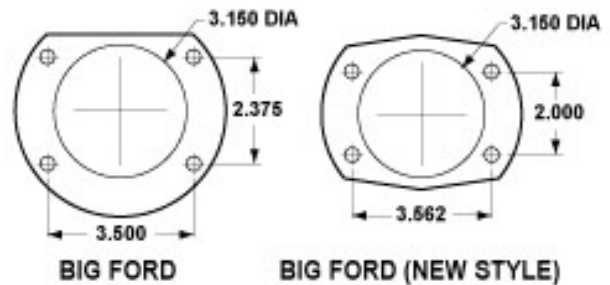
REAR ENDS

REAR END INFO - How do you identify Ford 8" & 9" rear ends? Both rear ends have removable differentials. Both rear ends have five bolts holding the pinion bearing flange to the differential casting; two of the bolts are at the 9 o'clock & 11 o'clock position. On the 8" rear end, these bolts are on 2-13/16 inch centers. On the 9", the bolts are on 3-9/16" centers. Another way to identify the rear ends is by locating the bolt & nut at the bottom of the differential case. If the nut can be undone with a socket, the rear end is an 8". If the nut can only be undone using a wrench (because a socket won't fit onto the nut), the rear end is a 9".

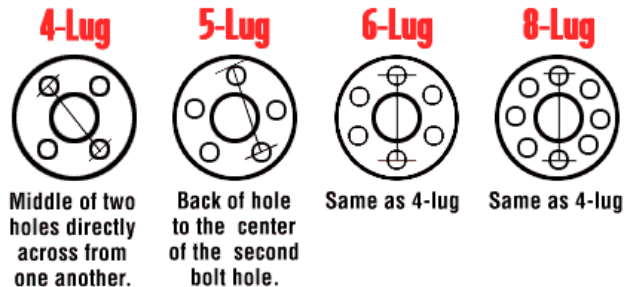
Rear ends from V8 Mavericks are a good width for most Ford street rods. The V8 Maverick rear end has 5 wheel studs on a 4 1/2" bolt circle. From wheel mounting flange to flange, with the drums mounted, these rears measure 56 1/2". Inside dimension, backing plate to backing plate is 48-7/8". Spring pads are mounted at 42-7/8" C-C. Bolt circle can be determined on 5-stud wheels/axles by measuring the C-C distance of studs one & three & adding 1/4" .



All mounting brackets shown are available separately



FORD 9 INCH REAR END HOUSING by John's Industries - Popular sizes in stock. All others available in 10 business days. All fabricated & fastening parts are US made.
 Housing w/ re-splined axles (limited size) **#800**
 11" brake drum kit **#824**
 Third member rebuild w/ new gears **#890-NEW**
 Total Package starting from **#800-NEW**
Available upgrades (priced out-right)
 Housing with new axles **#140-11389-B**
 Wilwood Disc Brakes (instead of drum) **#891**
 POS1 (instead of non-POS1)



REAR END COMPONENTS

REAR END MOUNTING KIT 1947-1954 CHEV PICK UP by TOTAL COST INVOLVED - Total Cost Involved Engineering's 1947-1954 Chevy Pickup Leaf Spring kit. These American made Parabolic leaf springs are a modern implementation of traditional parabolic leaf springs. This design is characterized by fewer leaves whose thickness varies from center to ends following a parabolic curve. In this design, inter-leaf friction is unwanted, & therefore there is only contact between the springs at the ends & at the center where the axle is connected. The primary benefit of parabolic springs is better ride quality & not being as "stiff" as conventional "multi-leaf springs". As an added bonus there are less springs which offers 28% weight savings over the 5 leaf kit previously offered.

This 1947-1954 Chevy Pickup leaf spring kit includes everything you'll need to install a brand new suspension into the rear of your vehicle. Everything that attaches to the chassis bolts into place. There is minimal drilling involved & we reuse factory holes as often as possible to make the installation all the more easy. The only welding required will be on your axle housing.

#432-4610-00



1937-1948 Chevy Car



422-4610-00

PLEASE CALL FOR PRICING

MORE APPLICATIONS:

- | | |
|---------------------------|----------------------|
| 37-38 Chev pu | # 432-4610-00 |
| 54 54-55 Chev pu | # 432-4610-54 |
| 48-56 Ford pu | # 412-4610-00 |
| 55-59 Chev pu | # 433-4610-00 |
| 37-39 Chev car | # 422-4610-00 |
| 49-54 Chev car | # 424-4610-00 |
| 35-48 Ford car | # 404-4610-00 |
| 35-40 Ford car | #404-4610-00 |
| 35-41 Ford pick up | #404-4610-00 |
| 42-48 Ford car | #404-4610-00 |

1-888-876-2124

LEAF SPRING KIT 1955-1959 CHEV PICK UP by TOTAL COST INVOLVED - Total Cost Involved Engineering's 1955-1959 Chevy Pickup Leaf Spring kit. These American made Parabolic leaf springs are a modern implementation of traditional parabolic leaf springs. This design is characterized by fewer leaves whose thickness varies from center to ends following a parabolic curve. In this design, inter-leaf friction is unwanted, & therefore there is only contact between the springs at the ends & at the center where the axle is connected. The primary benefit of parabolic springs is better ride quality & not being as "stiff" as conventional "multi-leaf springs". As an added bonus there are less springs which offers 28% weight savings over the 5 leaf kit previously offered.

This 1955-1959 Chevy Pickup Leaf Spring kit includes everything you'll need to install a brand new suspension into the rear of your vehicle. Everything that attaches to the chassis bolts into place. There is minimal drilling involved & we reuse factory holes as often as possible to make the installation all the more easy. The only welding required will be on your axle housing.

#433-4610-00



SHOCK MOUNTS - Rear Axle - Weld-on brackets with 3 height adjustment holes. Use shock studs #31001 (sold separately).
#1071

REAR SHOCKS by Pete & Jake's

- | | |
|--------|---------------|
| Plain | #1086 |
| Chrome | #1086C |




REAR AXLE SPRING PADS - For mounting 2-1/4" - 2-1/2" leaf springs on rear ends. Sold each
#ALL56126




SHOCK STUDS - Bolt-on for 5/8" shock eyes. Priced each (2 are pictured).
#31001

REAR END COMPONENTS

Model 'A'
Rear 4-Link
#18500



'32 Ford
Rear 4-Link
#222501



FOUR LINK KIT, TRIANGULATED by Welder Series -

This design eliminates the Panhard bar. To accommodate many frame widths, the upper frame brackets have to be trimmed. Bars are 1" heavy-wall seam-less tubing, tapped one end 5/8-18 RH & notched for the 10092 urethane bushing tube on the other end. The rear axle brackets are easy to fold by hand along the laser-cut slits. This provides a corner-to-corner weld line. Coil-overs can be mounted in one of three holes. Assembly & installation tips are provided.

Welded Kit **#318500**

REAR FOUR-LINK KITS - These have urethane bushed, adjustable bars. Rear axle brackets also mount the coil-overs for a clean appearance & less welding on the housing. Bars are 1" seamless tubing. Brackets are precision laser-cut 3/16" mild steel, TIG welded for strength & appearance. Kits are complete with frame & axle brackets, urethane bushed adjustable bars, hardware & instructions.

Welder Series:

'28-'31 Model A
w/stock frame rail taper when viewed from the side
welded **#18505**
using 2"x3" or 2"x4" tubing & no taper
welded **#2119**
'32 Ford
welded **#222501**

Pete & Jake's

'28-'31 Model A **#2017**
'32 Ford **#3017**
'33-'34 Ford
w/stock crossmember **#4017**



AXLE BRACKETS - Rear - Our standard rear axle 4-link bracket is made from 3/16" plate. It has 3 coil-over mounting positions to give 2" of adjustment. The holes for the urethane bushings are 1/2" diameter. Made to fit a 3" axle tube, but will easily fit slightly smaller or larger tubes.
#10768-2



FRAME BRACKET KIT, '28 - '31 Model 'A' FORD REAR 4-LINK - This frame bracket kit works with the stock Model 'A' rear frame taper because the top of the bracket is cut at 5° off of square to the hole center line. Many repro frames also incorporate this taper (Total Cost Involved, Brookville, Pete & Jake's & others). It has 2 holes, 5/8" dia on 5-1/2" centers.

welded **#18501**



FRAME BRACKET KIT, 1932-'34 FORD REAR 4-LINK - This can be used in many other applications. Note the cut-out in the gusset to clear the bar. Holes for the urethane bushings are 1/2" diameter on 5-1/2" centers. Use 1.4" wide urethane bushings (WS300608). Mount inside or outside the frame rail, depending on the width of the frame.

#22206-2


FRAME BRACKET KIT, '28-'31 Model 'A' FORD REAR 4-LINK with stock taper - This frame bracket kit works with Model 'A' frames that do not have the stock rear frame taper (when viewed from the side). This bracket can also be used on many other frames. It has 2 holes, 5/8" dia on 5-1/2" centers. The top hole center is about 3/4" below the frame rail.
welded **#211915**



REAR SPRING HANGER KIT - This is for transverse mounted (early Ford style) leaf springs. Made for 3" diameter housings & a 2-1/4" spring. Use 2-1/4" shackles with 3/4" diameter bushings. The center of the spring will be 6-1/8" behind the rear axle tube.

#20950

REAR END COMPONENTS



PANHARD KITS - Available for Ford 8" & 9" rear ends. Kits include frame brackets, adjustable urethane-bushed bar, axle bracket & hardware. We need to know your vehicle or the inside width of your frame at the rear end.



COIL-OVER MOUNTS - LOWER - 3-positions to adjust the height of the rear end. Per pair
#1078

REAR PANHARD PART NUMBERS		
Vehicle (inside frame dimension)	8" Ford	9" Ford with centered U-joint pinion
	unwelded, no bar WS26800	unwelded, no bar WS26900
'A' Raised & Narrowed (32" ID)	268175	269180
'A' Stock (35-1/2" ID)	268192	269197
'32 Ford (38" ID)	268205	269210
'33-'40 Ford (40" ID) Frame must be boxed	268215	269218
For frames not listed above *	N/A	269000

* Please supply the dimension from inside the driver's side boxing plate to the center of the top stud on the differential. Our bar length will be your dimension plus 2-3/4".

PANHARD KIT rear, universal by Welder Series - This kit can be used with most rear ends because it has a bracket that welds to the passenger side rear axle tube. The bracket sides can be easily folded along laser-cut slits. The urethane bushed, adjustable bar, attaches to the axle bracket & to supplied tabs that weld to the driver's frame rail. The longer bar means less side-to-side movement under suspension travel.
#2184



1-888-876-2124

COIL-OVER MOUNTS - UPPER - For Model A's. Welds on top of the rear crossmember. With bolts, nuts & washers.



#18600

SPRING WEDGES - Install between the spring pad on the rear-end & leaf spring to correct pinion angle. For 2-1/2" wide springs only. Available in the following degree angles:

2° **#4975**
 4° **#4977**
 6° **#4979**



SWAY BAR KITS - Rear by Heidt's - These kits are complete with bar mounting brackets & all linkage.
 '35-'40 Ford w/dual leaf spring kit **#SB3540R**
 '41-'48 Ford w/dual leaf spring kit **#SB4148R**
 Universal (modifications to upper linkage mount may be required) **#SB1037R**

REAR SWAY BAR KIT (ANTI-ROLL BAR) by Welder Series - Sway Bar Kit (anti-roll bar), rear, 36" wide, but can be cut down (with a hack saw) to any length. The bar is 3/4" diameter with one end splined 3/4-36. The other end of the bar is smooth. This smooth end gets pinned & welded into a coupler which attached to one of the arms. The laser-cut, 3/8" thick arms are 8" center-to-center. Formed tabs weld to the outer tube & connect the bar to the rear crossmember using the coil-over bolts. Urethane bushings insulate road vibration. Rod ends connect the arms to the tabs that weld to the rear end. Overall length is 3/4" longer than the bar length, since the 3/8" arms mount outside the ends of the bar. The arms can be bent to clear the coil-overs.

unwelded **#WS22700**
 unwelded **#WS22740**



#WS22700



SUSPENSION COMPONENTS front & rear

MICROFLEX URETHANE BUSHINGS by Pete & Jake's



Two sizes available. Width: 1.375"

- Half bushing #1203
- 1/2" steel Sleeve #18908
- 5/8" steel sleeve #18910

Package of 16 with washers & bush-

ings

9/16"

#1201-9/16

HD MICROFLEX URETHANE BUSHINGS by Pete & Jake's - Width: 1.75

#1205HALF

Inner sleeve for a 5/8" bolt

#18920

ADJUSTERS - As used on our suspension kits. Available with 5/8-18 RH or 3/4-16 LH threaded stud. The 5/8" adjuster is made with the stud welded on straight, at 5° or 9°. The 3/4" adjuster studs are all welded straight. The part number is for one adjuster, complete with jam nut, but not including the urethane bushing, which should be ordered separately.

- 5/8" straight #100800
- 5/8" 5° #100850
- 5/8" 9° #100890
- 3/4" RH thread #100720R
- 3/4" LH thread #100720L

URETHANE BUSHING EYE - Welds to the end of 4-bar or adjuster stud. Urethane bushings sold separately.



- For 1203 bushing #10093
- For 1205 bushing #21309



ADJUSTER STUDS - The 7/8" diameter head is notched 1-3/8" diameter. The threaded portion is 1-5/8" long. Mild steel. Can be used in front or rear 4-link kits.

- 5/8-18 RH thread, 0° #100810
- 5/8-18 RH thread, 5° #100815
- 5/8-18 RH thread, 9° #100819




HD ADJUSTER - The threaded portion is 2" long. Extra strength for rear 4-link kits. Mild steel.

- 3/4-16 RH thread #100720R
- 3/4-16 LH thread #100720L

BARS - Bars are made from seamless mechanical tubing, either 1" or 7/8" OD. Front bars & rear Panhard bars are usually 7/8" & rear bars are usually 1". A standard bar has an eye for a urethane bushings (the bushings must be ordered separately) welded on at a right angle to the tube. The other end is threaded 5/8-18 RH for an adjuster (order the adjuster separately).

We measure standard bars from the center of the eye to the threaded end, as shown in Figure 1. NOTE: this is NOT center-to-center. If you have a C-C dimension, deduct 1-5/8" for the adjuster length. Custom length bars can be made up.




Standard lengths for 7/8" bars with 5/8-18 RH thread:

17-1/2	#115175
18	#115180
19-1/4	#115192
19-3/4	#115197
20-1/2	#115205
21	#115210
21-1/2	#115215
21-7/8	#115218
22-1/2	#115225
27-3/8	#115273
27-7/8	#115278

Non-standard length bars (made to your specifications).

7/8" diameter	#115000
1" diameter	#126000

REAR SUSPENSION - IRS



"Chrome & polish" options shown in picture.

INDEPENDENT REAR SUSPENSION by Heidt's - Has cast aluminum alloy center housing & outer uprights, 9" third member with your choice of gears, steel halfshafts assembled w/inner flanges & outer yokes including U-joints, new forged inner stub axles with bearings & seals, Wilwood rotors & polished calipers, alum. caliper plates. Corvette outer bearing assemblies & flanges, tubular lower control arms with adjusters, Aldan billet coil-overs with chrome springs, upper crossmember with outer mounting brackets, pinion support crossmember with urethane bushed links.

Please call for pricing & details

INDEPENDENT REAR SUSPENSION by Kugel Komponenten - Has cast aluminum center housing & outer uprights, 9" third member with 3.00 gears, steel halfshafts, U-joints, new forged inner stub axles with bearings & seals, vented rotors, Corvette calipers. Tubular lower control arms with adjusters, adjustable coil-overs with powder coated springs, urethane-bushed upper crossmember.

Please call for pricing & details

RIDETECH SUSPENSION

COOLRIDE®



This is where "Air Ride" begins & is still a valuable solution for many applications.

The CoolRide system replaces the traditional coil-spring & shock with an air spring & shock as separate units. CoolRide systems are engineered to perform &

come with all hardware & brackets.

The CoolRide system will raise & lower the vehicle, improving the handling & offering a terrific ride.

Features:

- Pre-engineered mounting hardware
- Maintains driveline angles, tire clearance, & load capacities
- Lowers vehicle ride height
- Improves handling
- Improves ride quality!

SHOCKwave®



The ShockWave® mounts just like a conventional coil-over & replaces both the coil spring & the shock absorber.

It is available in several different airspring styles & shock lengths to fit nearly any application.

The benefits over a traditional airspring are many:

- Improved ride quality
- Bolt-on installation
- Adjustable ride height
- Improved tire clearance

Two types of shocks

The **Ride Quality** shock is a great entry level solution. With fixed shock valving, the RQ series is designed to optimize ride quality, leaving out the guess work.

The **Handling Quality** billet aluminum shock is an excellent upgrade to optimize the ride quality & handling performance of your suspension. These shocks have a soft compression valving & a 16 position adjustable rebound valving to let you tune the shock to your particular car!

RIDETECH SUSPENSION



WELD-IN 4-LINKS

The Air4Link is RideTech's universal 4-link for custom applications, it's responsible for holding the rear axle of a vehicle & is used to replace old leafsprings. It requires some welding, but it is a simple & very effective way to upgrade your vintage suspension.

Parallel 4-Link

18988899



Ridetech also offers the 4-link rear suspension in a parallel style. Very similar in construction to the tri link, but the parallel 4 link uses a panhard bar to position the rear axle side to side. (Axle or brakes not included.)

Triangulated 4-Link

18987899



The triangulated 4-Link is a tubular version of the tried & true rear suspension that GM has used since 1964. Welding & basic fabrication skills are needed.

4-Link Cross Member Kit

11009099



(Components packaged un-assembled) Used to mount Ridetech Coil-overs or ShockWaves to the 4-Link.

Add Ridetech Coil-Overs to complete the 4-Link Kit

Ride Quality Shock	#24059901 ea
Handling Quality Shock	#24159901 ea
12" Coil Spring - 150 lbs	#59120150 ea
12" Coil Spring - 200 lbs	#59120200 ea
12" Coil Spring - 250 lbs	#59120250 ea

Add Ridetech ShockWaves to complete the 4-Link Kit
 Ride Quality #24050701 pr
 Handling Quality #21150701 pr



The AIRoverLeaf system offers a great ride quality & extra load capacity without re-engineering your vehicle. Lowering is accomplished by removing 1 or 2 leafsprings. The airspring is then inflated to restore load capacity, ride height & spring rate. The AIRoverLeaf system is completely bolt-on & requires little or no modification to your vehicle.

AIR SPRING FRAME MOUNT

Designed to mount Ride Tech 9000 air spring. Laser-cut, 3/16" mild steel. Formed to weld to the frame boxing plate or to a crossmember. Notched to clear the air line fitting.

#474208 ea



REAR AXLE BRACKETS

Designed to mount Ride Tech' F9000 air spring & standard 1.4" long urethane bushings. Side plates: 1/4" laser-cut mild steel with 1/2" holes for the 4-link bolts. Axle tube notch is 3" diameter but slightly larger or smaller

Welded #477601



MOUNTS FOR REAR SHOCKWAVES

These billet aluminum mounts can be used to adapt the 7000 & 9000 series to street rod style coil-over brackets like our #1076. Hardware included. (Shockwave not included).

#90001928 *Call for pricing.*

RIDETECH SHOCKS

COILOver



- Monotube gas pressure design offers superior fade free performance
- Impact forged aluminum body provides superior strength & reliable service
- Larger 1.834" piston provides outstanding ride quality
- Anodized finish protects against corrosion
- Available as fixed valve or rebound single adjustable
- 5/8" chrome shock shaft
- Unique pinch clamp height adjuster uses finer thread for easy adjustment
- Double sealed rod guide with dust cover eliminates oil leakage

RIDE QUALITY SHOCKS & COIL-OVERS

The non-adjustable (**RQ**) coil-over retains the same build quality of the other shock-lines & is dialed to the best ride quality possible.

HANDLING QUALITY SHOCKS & COIL-OVERS

The single-adjustable (**HQ**) coil-over allows the driver to tune & adjust the shock performance and/or ride quality at the turn of a knob located on the shock body.

Measuring your shock

Using a tape measure, find the distance between the center of each shock mount at ride height or full extension, use charts on the right to match the closest length.



Q SERIES Mono-Tube Shocks



The RQ (ride quality) Series shocks have been designed & tuned for optimum ride quality in street rods, muscle cars, classic trucks & cruisers. It's the perfect solution for the hotrodder who wants to install it & forget it!



The HQ (handling quality) Series shocks adds rebound adjustment for the driver who wants to tune ride quality & handling quality to their specific taste. A wide rebound adjustment range allows you to cruise down the road in plush comfort or firm up your suspension for those Saturday morning canyon roads!

Universal Shock Dimensions

RQ Part#	HQ Part#	Stroke	Mounts	Compressed	Extended
22039841	22139841	3.85"	Eye/Eye	9.15"	13"
22039845	22139845	3.85"	Stud/Eye	7.55"	11.4"
22049841	22149841	4.75"	Eye/Eye	10.15"	14.9"
22049845	22149845	4.75"	Stud/Eye	8.55"	13.3"
22059841	22159841	5.25"	Eye/Eye	10.65"	15.9"
22059845	22159845	5.25"	Stud/Eye	9.05"	14.3"
22069841	22169841	5.75"	Eye/Eye	11.15"	16.9"
22069845	22169845	5.75"	Stud/Eye	9.55"	15.3"
22079841	22179841	6.65"	Eye/Eye	12.15"	18.8"
22079845	22179845	6.65"	Stud/Eye	10.55"	17.2"
22089841	22189841	7.55"	Eye/Eye	13.15"	20.7"
22089845	22189845	7.75"	Stud/Eye	11.55"	19.1"
22099841	22199841	8.35"	Eye/Eye	14.15"	22.5"
22099845	22099845	8.35"	Stud/Eye	12.55"	20.9"



COIL-OVERS

TO GET THEORETICAL REAR COIL-OVER SPRING RATE FOR SOLID AXLE APPLICATIONS.

Rear Weight = Weight of Vehicle X .5 for street rods; X.45 for late models

Sprung Weight = Rear Weight less 300 lb (for rear end, etc).

Weight on each spring = Sprung Weight/2

Spring Rate = Weight on each spring/Spring compression* (This is a theoretical rate)

*Spring Compression for Our Coil-Overs:

ALDAN -- AS654: 2 1/2

EXAMPLE OF SPRING RATE CALCULATIONS

Weight of vehicle: 3200 lb Street Rod

Rear Weight: 3200 lb X.5 = 1600 lb

Sprung Weight: 1600 lb less 300lb = 1300 lb

Weight on each spring: 1300 lb/2 = 650 lb

Spring Rate (AS654): 650 lb/2.5 = 260 lb

BLACK STEEL COIL-OVERS by Heidt's - 10" compressed, 14-1/2" extended & 13" ride height. Order shock part number & spring part number separately.



Black steel painted shocks.

#CO-101

Black 11" springs

#CR-XXX-11-B

BOLT KIT - For coil-overs. These washers & spacers retain



the lower coil-over eye if it slips off of the urethane bushings & they space the coil-over shock out from the lower mount. These steel spacers are 1-3/8" long with a 5/8" hole. Each kit includes 4 washers, 2 spacers, 2 bolts & 2 nylon insert lock nuts & instructions.

#23203

RIDE HEIGHT SIMULATOR BY WELDER SERIES - This

Coil-Over / ShockWave set-up kit lets you build your chassis at ride height & see what happens when the shock is topped or bottomed out. The kit is designed for both 1/2" & 5/8" upper & lower mounting bolts. When 1/2" mounting bolts are used, centers can be from 7-7/8" to 12-3/4" (in 3/8" increments) using the standard kit & from 7-7/8" to 19-1/8" (in 3/8" increments) with the extension option. When 5/8" mounting bolts are used, centers can be from 8-3/4" to 13-5/8" (in 3/8" increments) using the standard kit & from 8-3/4" to 20" (in 3/8" increments) with the extension option. The Spring Set-up T is handy to see where the approximate outer edge of the spring will be. Use elastic bands or string in the notches to approximate the outside of the coil spring. Always use 2 bolts to fasten any 2 pieces together. The washers for adjacent bolts should not overlap each other. Locate the bolts in holes so the plates are against each other. Use flat washers under the bolt head & under the nut.

#405711

OPTIONS #405711EXT

#405711



ALDAN COIL-OVERS - These are made from 6061-T6 aluminum to reduce weight & look great. Fully rebuildable. The nitrogen charged gas shock resists foaming to give a constant ride. A 3-function, anti-leak valve system works with the six-setting, manual damping adjustment control to allow you to tune your suspension like never

before. The lower spring seat is adjustable to change the ride height & allow quick, no-press-required spring changes. The piston rod is a rugged 9/16-inch diameter. The mounting eyes are machined for urethane bushings for a 5/8" bolt.

Aluminum coil-overs with black springs

#AS-657-XX *(Please call for current pricing)*

ALUMINUM COIL-OVERS by Heidt's

Front Application:

plain **#CB-101**

polished **#CB-101-P**

Add 9" springs **#CS-XXX-09**

Rear Application:

plain **#CB-105**

polished **#CB-105-P**

Add 11" springs black **#CR-XXX-B**

(Please call for current pricing)

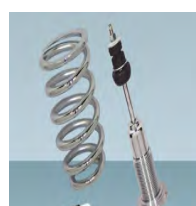
BY QA1

Front uses 9" Spring #DS304

Rear uses 10" Spring #DS402

Springs extra, not included

TECH TIP: Heidt's & TCI's rear coil-overs mount with a ride height of 13" center-to-center. Street rods with solid rear ends (8" & 9" Ford for example) normally mount the coil-overs so they are vertical when viewed from the side of the car & at an angle (closer together at the top) when viewed from the rear. Normally the shock angle will be between 20° & 30°. With each upper mount 4-1/2" inboard from the lower mount, the shock will be at a 20° angle. This gives a firmer ride. With the upper mounts in 6-1/2", the shock will be on a 30° angle. This will give a softer ride with less resistance to roll.



SUPERIDE FRONT COIL-OVER SHOCKS FOR MUSTANG II SUSPENSION by

Heidt's - Coil-over shocks for Mustang II IFS. Modified 1/2" hole Heidt's Tubular Coil-Over Lower Arms provide the ultimate in hi-tech appearance for the Mustang IFS. Provides adjustable ride height as well as spring rates.

Shocks only **#MS-301**

Springs **#8MB-XXX**

Available in: 375, 500, 600 or 700 lbs.



COIL OVER WRENCH - Designed for Viper, Spax & Aldan-styled threaded spring collars with notches in them.

#405735


STEERING COLUMNS



STEERING COLUMNS by Ididit

Columns have 8-position tilt, self-canceling turn signals, 4-way flashers, horn, billet shifter knob, billet & stainless signal arm & tilt arm, billet emergency flasher button & column shifts have adjustable lower shift arm. The shaft is Borgeson's 1" -DD spline & it extends 1-1/2" out the end of the column. The wiring plug is the standard GM 3-7/8" long, Model "P" style. These columns accept 1969 or newer GM steering wheels & adapters.

Non-tilting steel columns are also available. Call for pricing. Black powder coating also available at extra charge.



TILT STEEL COLUMN - 2" diameter tube as above:

"Shorty"	16"	#1120160010
	28"	#1120280010
	30"	#1120300010
	32"	#1120320010
	35"	#1120350010

Above also available in chrome or black
Mounting bracket for "Shorty" column

#2301000010



TILT STEEL COLUMN With Shift Lever - 2 1/4" diameter tube. The column shift detents work with all transmissions that have a Park-Reverse-Neutral-Drive pattern.

28"	#1130280010	Call us
30"	#1130300010	Call us
33"	#1130330010	Call us
35"	#1130350010	Call us

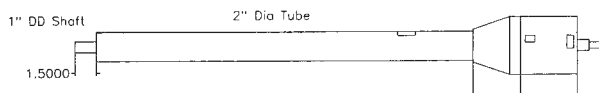
Above also available in chrome.

Other columns from Ididit ...

Tilt - Aluminum	Call us
Tilt with column shift - Aluminum	Call us
Tilt & Tele w/column shift - Aluminum	Call us

Retrofit series columns also available:

'55-'57 Chevy Car	'70-'74 Cuda/Challenger
'67-'69 Camaro	'60-'78 Chevy truck
'64-'72 Chevelle/El Camino/GTO	'64-'69 Mustang
'53-'68 Corvette	'76-'86 CJ 5&7 Jeep
'58-'67 Impala/El Camino	'53-'79 Ford half ton truck
'62-'73 Nova	



Ididit measures a column from the top of the column where your wheel or aftermarket adaptor would bolt on, down to the bottom of the shafting. Tilt/Tele columns are measured in a collapsed position & have a 2-1/4" telescoping adjustment.

On many 1929-'31 street rods usually a 30" column is used. This brings the column through the firewall about 3". With a standard steering box, a 32" tilt column will fit most '32 Fords; a 35" column fits most vehicles '33 & up. With rack & pinion steering, a 35" tilt column will usually fit most cars. If installing a big-block engine, you will often need a shorter column to prevent interference between the column & engine.

Ididit's solution for clearance problems allows you the versatility of a cable to shift the column. Each Cable Shift Linkage Kit contains a shift cable, a cable bracket & a transmission bracket.

COLUMN SHIFT LINKAGE by Lokar - Simplify connecting your column shift to your transmission with an adjustable column shift linkage kit or cable kit.

Shift Linkage Kit - Includes machined billet aluminum shift arm, column bushing, rod ends, "U-cut-to-fit" connecting rod & all hardware. No threading necessary.

GM TH-350/400/700	#ACA-1800
Ford C4/C6	#ACA-1801



Lokar has a slick aluminum mounting arm, a 5 foot long Teflon-lined cable & all the hardware & brackets. No cutting or measuring - simply bolt on. Lokar GM Column Cable Shift Linkage

2"	#ACA-1804
2-1/4"	#ACA-1805



STEERING COLUMNS & DROPS

Ididit KNOBS & LEVERS for columns - Dress up kits available in standard or deco styles. Call for details.

- Standard Knob, polished #250000040
- Standard Knob, chrome #250000020
- Deco Style Knob, polished #250000040



Ididit's SWIVEL BALL FLOOR MOUNT

Billet aluminum with carpet bezel.
Regular column #2401500040
Chrome column #2401550040



Ididit's ADJUSTABLE FLOOR MOUNT

This will make things secure at the floorboard or firewall. Functional & inexpensive.
Column sizes:

- 1 3/4" #2400300010
- 2" #2401300010
- 2 1/4" #2402300010



JJ's Rods - Stainless Steel Steering Column FLOOR MOUNT

2" #JJS-32561915-5

FLOOR MOUNTS by Borgeson

Full Circle floor mount for FLOORSHIFT-type columns. Machined aluminum, it secures the steering column to the floor or firewall & pivots to ease installation.



Borgeson Split Circle - This floor mount has all of the features of the original plus it splits permitting installation over the lever of column shift column. May also be installed after column is in car. Inner & outer ring parts fit for tight seal & pivots.

COLUMN SIZE	SWIVEL	SWIVEL - SPLIT
1 3/4" pol'd	909002	N/A
2" pol'd	909004	909008
2 1/4" pol'd	909006	909010

OLD SCHOOL COLUMN by Ididit - Their new straight Old School cut to length column. Its small sleek design makes it perfect for Roadsters! It comes in 36", but can be cut down to whatever length is necessary for your application as short as 6". It comes in a Paintable Steel finish.



1012360010



Ididit OLD SCHOOL COLUMN DROPS - These column drops are made from raw steel with a 1.5" diameter.


- 2 1/2" drop 2302680010
- 3 1/2" drop 2303680010
- 5 1/2" drop 2305680010
- 6 1/2" drop 2306680010

Floor mount for old school column

2401110010

STEEL WELD-ON COLUMN DROP by Ididit

For 2" diameter columns only.



- 3" drop #2303490010
- 4" drop #2304490010
- 5" drop #2305490010
- 7" drop #2307490010

BORGESON COLUMN DROPS by Mullins

Machined from billet aluminum, drops come in various hole diameters to fit most columns. Adjustable swivel easily compensates for different column & dash angles. Available in 1 3/4", 2", 2 1/4" & 2 3/8" diameter holes & lengths of 2", 3", 4", 5", 6 & 7". The 2 3/8" drop has a notch to clear the wire harness cover on GM columns.



Polished Solid

.....
 • Mounting hole to hole measurement is 3-1/2" eye to eye.
 • Drops are measured from center of column hole to top of hinged flat. To determine length of drop required: measure from the mounting surface on the bottom of the dash to the center-line of the steering column.
 •
 •
 •

STEERING WHEELS

Lecarra Steering Wheels are constructed from a one-piece aluminum magnesium alloy frame. Leather wrapped wheels are made using only the finest available leather which is both dip dyed & then spray dyed to insure that color will not fade. Hand stitched with a special nylon thread. When ordering a leather wrapped wheel, add the 2 digits of the color you wish: black 01, brown 02, burgandy 03, blue04, dark grey 06, red 08, brite red 12, tan 09, caramel 05, light grey 07, white 10, bone 13, teak 15. Order a steering hub adapter from a wide range of adapters available allowing your wheel to be mounted to virtually any vehicle. We stock adapters for GM/Ididit columns. Lecarra adapters are supplied with stainless mounting screws, horn wire & LECARRA logo. Choose from a variety of horn buttons.



THE NEWSTALGIC Banjo Wheel - A beautiful combination of traditional styling with branded & bent wires & modern machining. This 15" wheel creates 1½" more driver room. Accommodates any Lecarra horn button.

Wheel **#55301**
Button **#3222**



MARK 4 Elegante - Popular 3-spoke, 14" with single slot. Shown with standard plastic horn button supplied with adapter. Adapter & horn button not included.

#432xx

MARK 9 Elegante - Described as the "most popular steering wheel in the history of street rods". Adapter & horn button not included.

#932xx



MARK 4 Double Slot - Shown with billet smooth horn button (not included). Adapter & horn button not included.

#444xx

MARK 9 Double Slot - Adapter & horn button not included.

#962xx



MARK 4 Supreme- Adapter & horn button not included.

#442xx



MARK 10 - Brings back feelings of the best of times from an older era. Like the original equipment wheels of its time, the Mark10 features a hard paintable rim & functional horn ring.



Wheel (raw need to prime andpaint)

#72000

Horn ring

#3710

Adaptor

#B-46100



HUB ADAPTERS & HORN BUTTONS

We stock the 'C' Billet Hub Adapter

#B-26400

Horn buttons available as follows:

E	Full Cover - Smooth	#3223
F	V8 Ford	#3455
H	Standard Groovy	#3722
I	Aluminum Covered	#3301
K	Billet Smooth	#3222



CON2R Customer-Designed Steering Wheels

Each of these steering wheels can be modified to create the wheel you want. Change the colour of the front grip or the back. Dont like the trim design change that as well. Three different offsets available. Don't forget the spoke design & colour change as well As each of our steering wheels are custom built on an as ordered basis, just let us know how you want it & we will build it for you. **View wide seccion of options online at www.con2r.com.**



1-888-876-2124

STEERING WHEELS

Billet Specialties Steering Wheels are now available in 14" & 15½" diameters. The back side of each steering wheel is milled & has polished finger notches added for comfort. The front half of each Billet Specialties Half Wrap steering wheel is covered with your choice of leather, simulated carbon fiber or simulated burl wood. Countersunk screws hold the half wrap to the wheel from the backside (a half wrap is required for use with Billet Specialties steering wheels). Because Billet Specialties' steering wheel components are sold separately, you can mix & match your choice of Steering Wheel, Half Wrap, Horn Button & Adapter to best fit your needs.

Below is a sample of available products - to browse their full line, go on-line at www.billetspecialties.com. Many designs are available. We rotate our stock at the store because we love checking out the different styles too!



MONACO - 14"
#29315

CALL



STILETTO - 14"
#P30092

CALL



FAST LANE - 15½"
#34175

CALL



CHICAYNE - 15½"
#34765

CALL



OUTLAW - 14"
#30445

CALL



CLASSIC - 15½"
#34725

CALL

Steering wheels do not include half wrap, adaptor & horn button which must be purchased separately.

BILLET HALF WRAPS - Customize by selecting type, colour & size.

Leather: white (1), tan (2), light gray (3), dark gray (4), red (5), burgundy (6), blue (7), black (8), bone (9) or carbon fiber (13).

14" #2900X
15-1/2" #3300X



#32925



#32325

BILLET HORN BUTTONS - Fit Billet steering wheels & other aftermarket 9-hole steering wheels. Stainless internal hardware.

Plain	standard	#32120
	large	#32125
Billet	standard	#32620
	large	#32625
Bowtie	standard	#32320
	large	#32325
Banjo	large	#32925

BILLET WHEEL ADAPTORS - Engineered to fit most GM applications, precision machined from 6061-T6 billet aluminum, mirror polish finish & polished stainless steel mount screws. Please call us for more info & applications.



9 BOLT HUB ADAPTOR by Ididit - Billet aluminum Polished #2201300040

40 Deluxe Gloss Black steering wheel. Fits most 70's & 80's GM columns as well as aftermarket columns. Includes horn button.

#01A-3600-SR



CROPPED SHORTY HUB ADAPTOR by Ididit - In billet aluminum offers more space by keeping the wheel closer to the column.



Polished #2201100040
Chrome #2201100020

STEERING

APPLICATION		SIZE (INCHES)	BORGESON #	SPLINE DIA.	TEETH	FLATS
BORGESON Splined Intermediate Shaft		3/4-36	736		36	
Splined Intermediate Shaft						
CHRYSLER RACK or BOX Please measure - if 9/16, count teeth		9/16-17	517	.562	17	
		9/16-26	526	.562	26	
		9/16-36	536	.562	36	
		5/8-36	636C*	.625	36	
		11/16-36	11/16-36	.687	36	
		3/4-36	736	.735	36	
CHRYSLER Intermediate Shaft		13/16-36	836	.820	36	
CHRYSLER Intermediate Shaft		3/4 DD	7DD	.750		.550
FORD BOX	Manual & Power	3/4-36	736	.735	36	
FORD RACK	Mustang & Pinto MANUAL	9/16-26	526	.562	26	
	Mustang & Pinto POWER	3/4-36	736	.735	36	
FORD COLUMN	Small spline	3/4-36	736	.735	36	
	Small DD	3/4 DD	7DD	.750		.550
	Large DD	1 DD	1DD	.993		.790
FORD Intermediate Shaft **		3/4 DD	7DD	.750		
3/4" spline		3/4-36	736	.735	36	.550
GM BOX	Corvaair, Vega (Model 140)	5/8-36	636	.625	36	
	Corvette ('63-'67)	3/4-30	730	.728	30	
	Corvette ('68-'83)	3/4-36	736	.735	36	
GM BOX MANUAL	('58-'64)	3/4-36	736	.735	36	
	Model 122 ('65-'85)	3/4-30 or	730 or	.728 or	30 or	
		3/4-36	736	.735	36	
GM BOX POWER	Model 525 ('86 & later)	3/4-30	730	.728	30	
	Model 605 ('78-'84)	3/4-30	730	.728	30	
	Model 800 ('77 & earlier)	13/16-36	836	.820	36	
	Model 800 ('78 & later)	3/4-30	730	.728	30	
GM RACK	S-10	3/4-30	730	.728	30	
	'79 & later	5/8-36	636	.625	36	
	Some models	3/4-30	730	.728	30	
	Corvette ('84 & later)	17 mm DD	6 DD	.670		.570
GM COLUMN	Fiero, Cavalier	17 mm DD	6 DD	.670		.570
	Small spline	3/4-36	736	.735	36	
	Large spline	1-48	148	.985	48	
	Small DD	3/4 DD	7 DD	.750		.550
GM Intermediate Shaft		Large DD	1 DD	.993		.790
GM Intermediate Shaft		3/4 DD	7DD	.750		.550
OTHER MANUFACTURERS						
Heidt's Superide rack/Unisteer		9/16-26	526	.562	26	
Ididit column (aluminum) **		1-48	148	.985	48	
Ididit column (steel)		1 DD	1DD	.993		790
Ididit column (steel)		1-48	148	.985	48	
Independent Chassis rack		9/16-17	517	.562	17	
International column		1-48	148	.985	48	
Jaquar & MGB		3/4-48	748	.750	48	
Mullins Column		3/4-36	736	.735	36	
Mullins Aluminum Billet Box (Vega)		5/8-36	636	.625	36	

*The 636C is **not interchangeable** with the 636

** Ford intermediate shafts use a single "D" & two "DD" configurations - we offer straight "DD" only

TO DETERMINE SPLINE NOT ON THE APPLICATION CHART

- 1) Measure the outer diameter of the column, box or pinion shaft over the splines.
- 2) Determine the number of splines in a full circle. If there is a flat spot or teeth are missing, count the number of splines half way around where there are continuous splines & double this number.
- 3) If the shaft is a "DD", measure across the widest point.

STEERING



NEEDLE BEARING UNIVERSAL JOINTS by Borgeson

The advantages of universal joints with sealed needle bearings include: Long life, smooth operation, maintenance-free & reliability.

DOUBLE NEEDLE BEARING UNIVERSAL JOINTS by Borgeson

- Have two swivel points. Call for pricing.

All U-joints are available in the following configurations



SINGLE NEEDLE BEARING UNIVERSAL JOINTS

Steel	Stainless	Polished	Description
Smooth X Smooth Bore			
016464	116464	126464	3/4 smooth x 3/4 smth
Spline X Smooth Bore			
010964	110964	120964	9/16-26 x 3/4 smooth
011864	111864	121864	5/8-36 x 3/4 smooth
013164	113164	123164	3/4-30 x 3/4 smooth
013464	113464	123464	3/4-36 x 3/4 smooth
014064	114064	124064	13/16-36 x 3/4 smooth
012564	112564	122564	11/16-36 x 3/4 smooth
014364	114364	124364	1-48 x 3/4 smooth
014664	114664	124664	17 mm DD x 3/4 smth
014964	114964	124964	3/4 DD x 3/4 smooth
015264	115264	125264	1 DD x 3/4 smooth
015564	115564	125564	3/4 V x 3/4 smooth

Spline x Spline

014334	114334	124334	1-48 x 3/4-36
014349	114349	124349	1-48 x 3/4 DD
013409	113409	123409	3/4-36 x 9/16-26
013418	113418	123418	3/4-36 x 5/8-36
013431	113431	123431	3/4-36 x 3/4-30
013434	113434	123434	3/4-36 x 3/4-36
013440	113440	123440	3/4-36 x 13/16-36
013449	113449	123449	3/4-36 x 3/4 DD
013452	113452	123452	3/4-36 x 1 DD
013737	113737	123737	3/4-48 x 3/4-48
014921	114921	124921	3/4 DD x 5/8-36 Chrys
014925	114925	124925	3/4 DD x 11/16-36
014928	114928	124928	3/4 DD x 11/16-40
014930	114930	124930	3/4 DD x 3/4-20
014937	114937	124937	3/4 DD x 3/4-48
014946	114946	124955	3/4 DD x 3/4 V
014909	114909	124909	3/4 DD x 9/16-26
014918	114918	124918	3/4 DD x 5/8-36
014931	114931	124931	3/4 DD x 3/4-30
014940	114940	124940	3/4 DD x 13/16-36
014949	114949	124949	3/4 DD x 3/4 DD
014952	114952	124952	3/4 DD x 1DD
015231	115231	125231	1 DD x 3/4-30
015255	115255	125255	1 DD x 7V
015252	115252	125252	1 DD x 1 DD
015225	115225	125225	1 DD x 11/16-36
015240	115240	125240	1 DD x 13/16-36
014912	114912	124912	7 DD x 9/16-36
014352	114352	124352	1-48 x 1 DD
013446	113446	123446	3/4-36 x 17mm DD

DOUBLE NEEDLE BEARING UNIVERSAL JOINTS

Steel	Stainless	Polished	Description
Smooth X Smooth Bore			
026464	136464	146464	3/4 smooth x 3/4 smooth
Spline X Smooth Bore			
020964	130964	140964	9/16-26 x 3/4 smooth
021864	131864	141864	5/8-36 x 3/4 smooth
023164	133164	143164	3/4-30 x 3/4 smooth
023464	133464	143464	3/4-36 x 3/4 smooth
024064	134064	144064	13/16-36 x 3/4 smooth
024364	134364	144364	1-48 x 3/4 smooth
024664	134664	144664	17mm DD x 3/4 smooth
024964	134964	144964	3/4 DD x 3/4 smooth
025264	135264	145264	1 DD x 3/4 smooth

Spline X Spline

024334	134334	144334	1-48 x 3/4-36
024349	134349	144349	1-48 x 3/4 DD
023409	133409	143409	3/4-36 x 9/16-26
023418	133418	143418	3/4-36 x 5/8-36
023431	133431	143431	3/4-36 x 3/4-30
023434	133434	143434	3/4-36 x 3/4-36
023449	133449	143449	3/4-36 x 3/4 DD
024949	134949	144949	3/4 DD x 3/4 DD
024946	134946	144946	3/4 DD x 17mm DD
024918	134918	144918	3/4 DD x 5/8-36



Proper Installation



Improper Installation

U-JOINT ORIENTATION - When 2 joints are used on a shaft, the forks of the yokes closest to each other should be in line, not out of phase (see picture).

ANGLE OF OPERATION - Increasing the angle of operation beyond 35° dramatically increases the stress on a joint, weakening the whole steering mechanism. Borgeson joints are designed to work efficiently up to 30°. If a greater angle is required, use a double joint (for up to 70°) or two joints. DO NOT ALTER THE JOINT IN ANY WAY.

STEERING

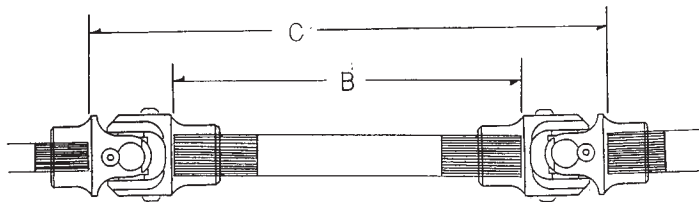
VIBRATION REDUCERS by BORGESON - Diminish the annoying vibrations that are transmitted through the steering system & felt in the steering wheel. This reduction in vibration has been shown to increase the overall life of the steering components.



VIBRATION REDUCER/U-JOINT by BORGESON - Now the 3/4"-36 & 3/4" DD female spline vibration reducer can be combined with ANY U-joint yoke to attach to the steering column, box or rack.

VIBRATION REDUCER/UNIVERSAL JOINT COMBINATION*

Steel	Stainless	Polished	Description
033434	153434	163434	3/4-36 x 3/4-36
033449	153449	163449	3/4-36 x 3/4 DD
033452	153452	163452	3/4-36 x 1 DD
034909	154909	164909	3/4 DD x 9/16-26
034931	154931	164931	3/4 DD x 3/4 -30
034934	154934	164934	3/4 DD x 3/4-36
034949	154949	164949	3/4 DD x 3/4 DD
034952	154952	164952	3/4 DD x 1 DD
034940	154940	164940	3/4 DD x 13/16-36



TO DETERMINE SPLINE SHAFTS WHEN THREE OR MORE JOINTS ARE REQUIRED

TO DETERMINE SPLINED SHAFT IN A TWO JOINT SYSTEM

Measure the distance from the end of the column to the box/rack. _____ inches (See "C" in the picture above)

Subtract 3" to allow for the joint centers.

"C" minus 3" = _____ inches


Order the next even size shaft for "B" which is _____ inches

If using a vibration reducer, subtract an additional 1 inch from the "C" dimension.

TO DETERMINE SPLINE SHAFTS WHEN THREE OR MORE JOINTS ARE REQUIRED

If your steering system calls for 3 or more joints, we recommend buying the joints first & mocking it up with wood dowels or PVC pipe to ensure the proper angles & correct shaft lengths before ordering the shafts.

Builder's Tip: Vibration reducers should be at least 1" away from the exhaust manifold or headers to avoid overheating the urethane.



SPLINED SHAFTING - 3/4" diameter by 36 spline is manufactured in 2" increments up to 36" long & is splined 2" on each end (allowing up to 2" to be trimmed for an exact fit). For example, a 10" shaft can be trimmed up to 1" at each end resulting in a shaft as short as 8". 4" long splined shafts are splined the entire length.

4" to 36" long

#4092xx

36" splined one end only

#409036

STAINLESS STEEL SHAFTING by Borgeson - Available in 1/4" increments from 3" to 16" lengths & one inch increments in 16" to 24" lengths with 7/8" of spline on each end. May be polished & buffed to a mirror finish.

Please call or visit the Borgeson web site for details

"DD" (Double D) SHAFTS

Borgeson offers 3/4" DD shafts. The entire length of each shaft has the DD configuration which allows the shaft length to be trimmed to any dimension. U- joints, couplers & vibration reducers are offered in 3/4" DD to accept the 3/4" DD shafts. Call for pricing.

23.5" steel shaft

#ALL52175

35" steel shaft

#ALL52177

22" stainless shaft

#419422

22" stainless pol'd

#429422

36" stainless shaft

#419436

36" stainless pol'd

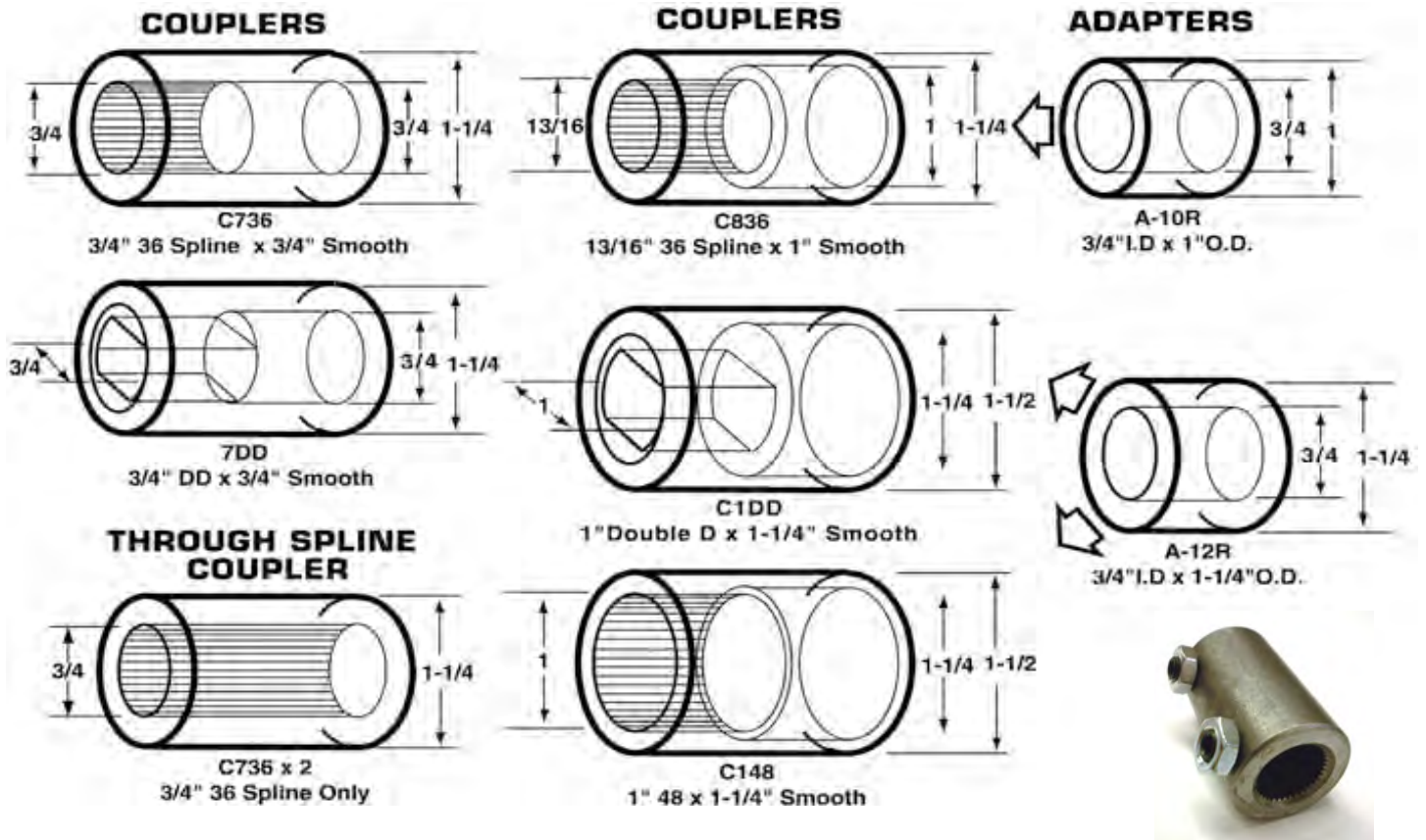
#429436

COLLAPSIBLE INTERMEDIATE SHAFT - Borgeson's 18 1/2" shaft is designed to collapse 6 1/2" on impact lessening the chance of chest injury & allowing the driver to maintain control providing the vehicle can still be driven. The shaft can be shortened by up to 4", but equal amounts must be taken off each end to maintain maximum collapsibility. Call for pricing.

#460018



STEERING



COUPLER (Steering) - A coupler is a rigid connector to be used when the flexibility of a joint is not necessary. It can also serve to extend the shaft in a straight line to place a U-joint in a more desirable location. Except for a splined-through unit (3/4-36 ONLY), the coupler must be joined to a non-splined shaft by welding &/or pinning.

- | | |
|-------------------------|-----------------------|
| 3/4-36 splined through | #313434(C736) |
| 3/4-36 one end x smooth | #313400 (C736) |
| 1"-48 x smooth | #314300 (C148) |
| 1"-DD x smooth | #315200 (C1DD) |
| 3/4-DD x smooth | #314900 (C7DD) |
| 9/16"-26 x smooth | #310900 (C526) |
| 5/8"-36 x smooth | #312100 (C636) |

SHAFT SUPPORT BEARINGS (Steering) - When using more than two U-joints in a system, a support bearing must be used to prevent the shaft from "looping". These bearings are one method to support intermediate shafts. The support should be mounted in a rigid, solid strong area, not through a sheet metal section of the body.



- Rod End Bearing** - Available in steel, stainless & polished stainless.
- | | |
|-----------|------------------|
| Steel | #ALL52132 |
| Stainless | #710000 |
| SS Pol'd | #720000 |



STEERING RACK & PINION - Omni Manual Rear Steer by **Flaming River**. This rear steer design mounts behind the crossmember & provides oil pan clearance for a Ford engine. Aluminum Housing with chrome plated steel center tube.



Aluminum, flush mount support has a spherical bearing for 3/4" shafting & gives a cleaner look.

- | | |
|----------|----------------|
| Plain | #650000 |
| Polished | #660000 |



- | | |
|--------------------------|------------------|
| Mounting Clamp w/bushing | #FR1507-1 |
| | #FR1507C |

COUPLER ADAPTOR - Necessary to sleeve 148 & 1DD couplers to 3/4" ID. **#358200**

BRAKE INFORMATION

Builder's tip:

In a disc-drum system, the larger master cylinder reservoir should feed the discs, the smaller should feed the drums.

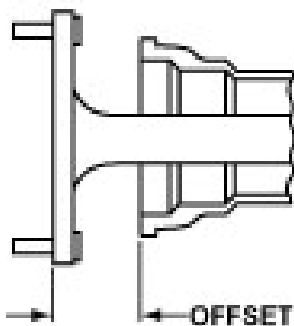
In a disc-disc system, the reservoirs should be the same size. Note that the schematic on this page may not be correct for all applications.

GM Caliper Identification

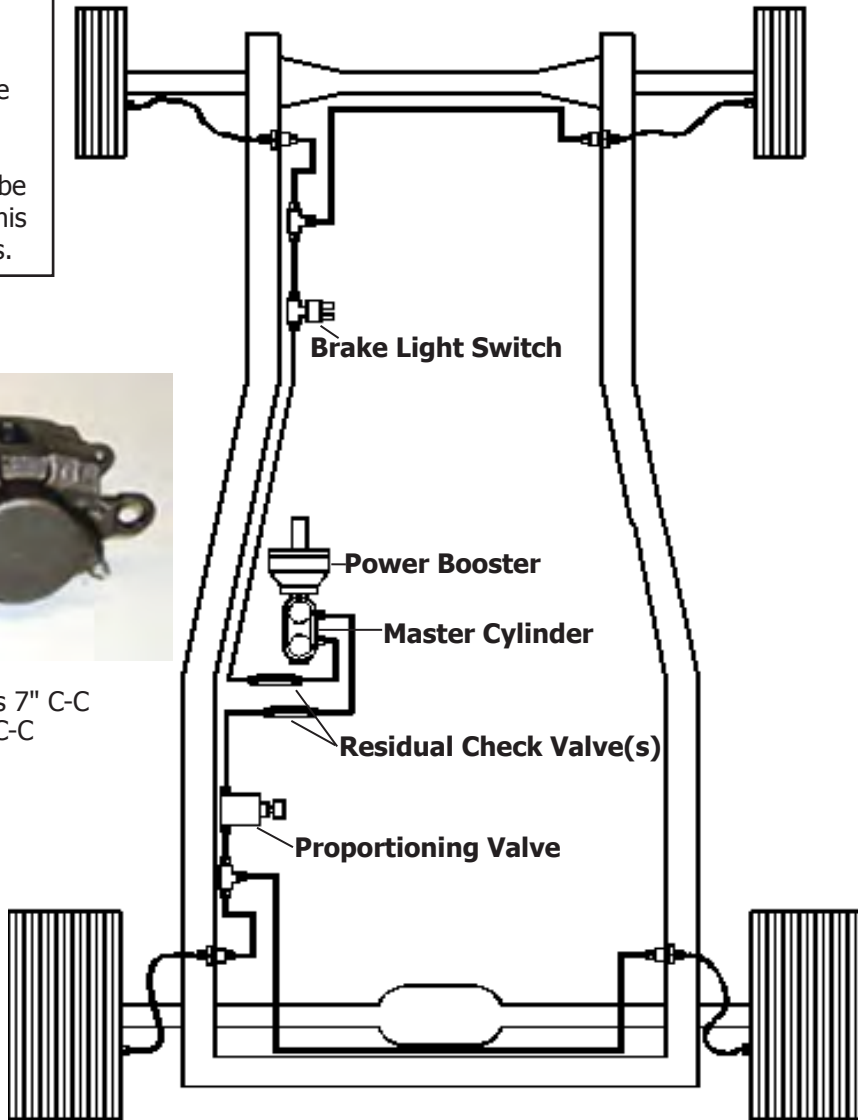


Caliper Comparison

Left: '70-'77 Camaro/Firebird - mounting bolts 7" C-C
 Right: '82-'92 Camaro - mounting bolts 5½" C-C



AXLE FLANGE CROSS-SECTION

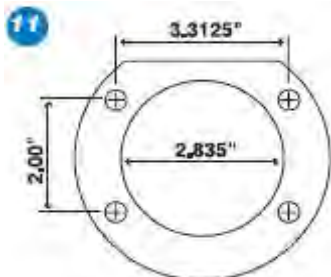


NOTE IMPORTANT INFORMATION:

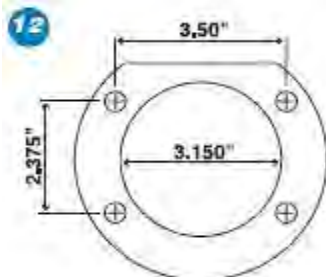
"Offset" is also referred to as "Brake Space" or "Axle Offset". This is the distance from the outside of the housing end to the outside of the axle flange with the axle installed in the housing.

"Register" is the size of the hole in the center of the brake drum.

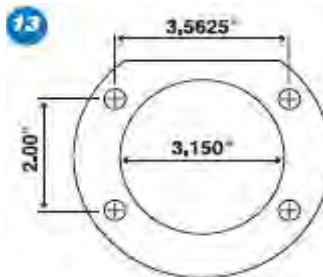
Axle Flange Identification



Ford 8" or 9" small bearing



Ford 9" large bearing



Ford 9" Torino



79 & up Mustang

FRONT BRAKE KITS



2125 Brake Kit - To adapt larger 11" Granada rotors to Mustang II spindles. Each wheel will be moved out 1/4". Clears most 14" wheels. For more details, see chart.
welded **#2125**



1125 Brake Kit - To adapt larger 11" GM rotors to early ('37-'48) Ford spindles. See chart.



2136 Brake Kit - To adapt large 10 1/2" GM rotors to Mustang II spindles. Each wheel will be moved in 1/8". This kit clears most 14" wheels.
welded **#2136**



1125A Brake Kit - To adapt larger 11" Chrysler rotors (Ford bolt pattern) to early ('37-'48) Ford spindles. See chart.

DISC BRAKE KITS - FRONT

To order a front disc brake kit, we need to know **which of these two spindles** you are using: a) 1937-'48 Ford or '40 Ford Repro or b) 1974-'78 Mustang II or 1974-'80 Pinto/Bobcat, 11" upgrade; (for 9-1/4" rotors with 5 stud use stock Mustang II components; see Mustang II section). Now decide **which bolt pattern/circle** (Ford or Chev) you want. The kits listed below show you which brake kit to use with the choices above.

NOTE: Other kits are available with aluminum hubs & Wilwood calipers. Call us for more information.

SPINDLE APPLICATION: 1937-'48 Ford Passenger Car or '40 Ford Repro or '37-'41 Ford PU with 1.187" dia. inner race		
Brake Kit for Ford bolt pattern --- 5 on 4 1/2" includes cast caliper brackets, bearing/seal adaptors, seals, hardware #1125A	ROTOR TO USE: * '76-'80 Volare (11" rotors) complete with bearings #4138 pr	CALIPER TO USE: '82-'92 Camaro complete with pads, pins & clips #4140 pr
Brake Kit for Chev/GM bolt pattern --- 5 on 4 3/4" includes cast caliper brackets, bearing/seal adaptors, seals, hardware, inner bearings & cup #1125	ROTOR TO USE: * '71-'78 Camaro complete with outer bearings #4139 pr	CALIPER TO USE: '82-'92 Camaro complete with pads, pins & clips #4140 pr
SPINDLE APPLICATION : 1974-'78 Mustang II or 1974-'80 Pinto/Bobcat **11 inch upgrade		
Brake Kit for Ford bolt pattern --- 5 on 4 1/2" includes laser cut CNC machined brackets, hardware #2125	ROTOR TO USE: * '75-'80 Granada complete with bearings & seals #4137 pr	CALIPER TO USE: '82-'92 Camaro complete with pads, pins & clips #4140 pr
Brake Kit for Chev/GM bolt pattern --- 5 on 4 3/4" includes laser cut brackets, special spindle nuts, hardware, spindle nut castle retainers #2136	ROTOR TO USE: * '82-'87 Camaro complete with bearings & seals #4136 pr	CALIPER TO USE: '82-'92 Camaro complete with pads, pins & clips #4140 pr

BRAKE COMPONENTS

37 DEGREE FLARE TOOL KIT by Pure Choice Motorsports

This is a good tool kit for the garage builder, for flaring aluminum, brass, copper, steel, & Aircraft Quality Annealed stainless steel tubing. Flares the following sizes: 3/16", 1/4", 3/8", 1/2" & 5/8"



#11300

45 DEGREE FLARE TOOL KIT by Pure Choice Motorsports

This kit is designed to single or double flare copper, aluminum & steel tubing, not recommended for stainless steel. Flares in the following sizes: 3/16", 1/4", 5/16", 3/8" & 1/2".

#11275

ENGINEERED COMPONENTS INC. (ECI) - Brake kits



available for a wide range of applications. Kits are available as basic brackets & hardware or as complete kits with rotors, bearings, seals & loaded calipers.

Call us to discuss your brake upgrade.

11" DRUM BRAKE KIT FOR TORINO/ 9" STYLE FLANGES

4 1/2" + 4 3/4" Bolt Pattern #96227



DRUM BRAKE KITS - REAR by Nine Plus

(Currie) - Two types of **11 x 2 1/4" drum brake** kits for the rear of your vehicle are offered.

These are fully loaded backing plates with brake drums. ALL PARTS ARE NEW. Kits include all parts for both driver & passenger side. Self adjusting mechanism.



T-BOLT - To fit the 3/8" holes in Torino housing ends. The bolts exceed factory specs. Black oxide finish.

#ALL72042

BIG BORE GM METRIC CALIPERS




Most Mustang II based IFS conversions employ the small piston metric GM caliper commonly found on S-10 pickups, & increased stopping would be welcome for many applications. With this in mind, Classic Performance Products has designed & manufactured a new big-bore caliper with a 20% increase in stopping power.

This new caliper is universal & can be used on the left or right as the bleed screw & banjo fitting can be installed in either position. It also features a smooth casting with chrome, powdercoat or paint in mind, is lighter than stock & features extra internal ribs.

CPP's calipers are supplied with D154 pads, clips, slide pins & replace the D154-type GM metric calipers ('77-'88 midsize & '83-'02 S-10) used on most MII conversions.

#CP412526



JJ's RODS STAINLESS STEEL PEDAL SPRING with bracket tabs, 3/16" spring hole plus 3/8" & 9/16" bolt holes

#JJS-32561974-2

BRAKE COMPONENTS

ADJUSTABLE PROPORTIONING VALVE - Use to balance front & rear brakes. Fronts should lock up just before the rears to keep the rear end from skidding around. Easy to mount, easy to adjust & inexpensive. (c/w adapters for 3/16" brake lines)



Black #APV1

DISTRIBUTION BLOCK W/ BRAKE SWITCH & PROP VALVE SSBC - Simplifies your brake plumbing! Black anodized finish. Accepts 3/16 in. brake line & designed for dual bowl master cylinders. Distribution block has 2 inlets from master cylinder, & distributes brake fluid via 2 outlets to front brakes & 1 outlet to rear brakes. Includes wiring pigtail for brake light switch.



#A0730

WILWOOD ADJUSTABLE COMBINATION

Wilwood offers a classic proportioning valve as a combination item that houses not only the valve but also the brake pressure switch. This one piece unit eliminates the need for extra fittings & wiring.

#260-11179



BRACKET & LINE KIT for Wilwood combination valve

#220-13189



Wilwood master cylinder. Combination valve & bracket kit assembled. are extra.



Plain Master
Polished Master
Black Master
Clutch Master

#260-8555
#260-8555P
#260-8555BK
#260-15098

ALLSTAR COMBINATION VALVES

Combination valves are used in the brake system to properly distribute fluid to the front & rear brakes to meter the amount of fluid & pressure delivered to each brake & to provide for connection of a warning

light to alert in case of brake failure.

Disc/Drum Combination #ALL41040
Disc/Disc Combination #ALL41042
Wire plug for Warning Light #ALL41044



MECHANICAL BRAKE SWITCH - This is a fully adjustable & water proof mechanical brake switch. Since it is rated for high amps, it doesn't require a relay for most applications. It can be mounted to most pedal assemblies with the adjustable stainless steel bracket.



#SW-42

HYDRAULIC BRAKE SWITCH - High quality switch. Much longer life than previous models available. Fits most cars. Only 20-50 pound pressure required instead of stock units that don't come on until 60-100 pounds of pressure. Includes a connector with short leads. The brake relay system described below is highly recommended with this switch. The switch has standard 1/8" male pipe thread.



#SW-32

PURE CHOICE economy switch (No Connector) #1000P

BRAKE LINE TEE - For installing SW-32 switch in standard inverted flare brake lines. For use with 3/16" brake lines.

#652x3



LEVER BRAKE SWITCH - Water resistant for under floor mounting. Normally on circuitry

#SW-62

ADJUSTABLE LEVER BRAKE SWITCH

As above but with a hinged arm allowing for greater adjustment, this unit is usually mounted under the floor near the brake pedal. (Ron Francis #SW-68)

#L08



BRAKE LIGHT PEDAL SWITCH

Non-weather resistant switch mounts inside vehicle. Same switch used in many 60's & 70's cars (Ron Francis #SW-76)

#SLS66



A0764 shown

RESIDUAL PRESSURE VALVE - Should be used when M/C is mounted below horizontal plane of the calipers, these prevent fluid from draining back due to gravity & vibration.

DISC brakes: Use 2lb #A0764

DRUM brakes: Use 10lb #A0765

Wilwood 2lb valve 1/8 NPT both ends* #260-13706

Wilwood 10# valve 1/8 NPT both ends* #260-13707

*Requires two adapters

#202X3 1/8 NPT to 3/8-24" ea

BRAKE COMPONENTS



Braided Brake Line
Hose Kit



Banjo Bolt



#HEI001



#HEI002

BRAKE LINE KITS by Pure Choice Motorsports

COMPLETE STEEL BRAKE KIT - Includes all brass fittings, clips, line clamps, tabs & 4 flex lines for front disc brakes, dual master cylinder & rear drum brakes (excludes 3/16" steel tubing).
#HEI001

AN STAINLESS STEEL BRAKE LINK KIT - Includes all AN fittings, tabs, line clamps & 4 flex lines for front disc brakes, dual master cylinder & rear drum brakes. Also includes 24' of 3/16" stainless steel tubing).
#HEI002

Please tell us the front & rear brakes



THRU'-FRAME FITTINGS - Stainless - For -3 braided brake line kits. Use 202x3 straight (\$1), 402 x3 elbow (\$2.50) or 602x3 tee adapter (\$5) for 3/16 brake lines.

for 2" frame	#66210	pr
for 2-1/2" frame	#66310	pr



ALLSTAR BRAKE BULKHEAD FITTING

Secures to brake tabs or sheet metal with a nut rather than a clip. 3/16" Inverted flare to -3an. Black anodized.

#ALL50104 **ea**

ALLSTAR- BULKHEAD MOUNTING

TABS - This bulkhead tab is 7/16" and is made from steel, with black paint.

#ALL60093 **ea**



BRAKE TABS - Used for mounting end of flexible brake lines to the frame. Has 5/8" hole. Saves time & looks neat.

Weld-on	#3020	ea
Bolt-on	#ALL60029	pr



TCI - STAINLESS STEEL BULKHEAD FITTINGS
#600-6630-02 **pr**

ALLSTAR - BLACK 90 DEGREE SWIVEL FITTING

#ALL50108 **ea**



BRAIDED BRAKE LINES by Pure Choice Motorsports

Hose kits include 2 hoses, brake tabs & clips.

'77 & older GM, 7/16-20 banjo

#2560 hose kit **Uses #2250 banjo bolts**

'78 & newer GM, 10mmx 1.5 banjo

#2550 hose kit **Uses #2290 banjo bolts**

1/8" female pipe fitting NPT straight

#2570 hose kit **Uses #1900 fittings**

'74-'78 Mustang II calipers

#2560 hose kit **Uses #2260 banjo bolts**

Lincoln Versailles rear

#2550 hose kit **Uses #2260 banjo bolts**

'68-'73 Mustang & Granada front disc

#2550 hose kit **Uses #2240 banjo bolts**

Ford rear drum brakes 3/8-24 straight

#2570 hose kit **Uses #2000P fittings**

Ford Explorer rear disc

#2550 hose kit **Uses #2240 banjo bolts***

*(3/8-24) which must be shortened 3/16"

Here are some other popular wheel cylinder/caliper thread sizes:

Early Ford ('40-'48): 7/16-20

'68-'73 Mustang & Granada front: 3/8-24 banjo

'74-'78 Mustang II, '74-'80 Pinto: 7/16-24 banjo

Early 70's GM: 7/16-20 banjo

Late 70's thru '90 GM: 10MM x 1.5 with a 3/8-24 banjo
(Note '77-'78 GM must be checked for thread size. Some were Imp, some were metric.)

Cordoba: 7/16 banjo

Lincoln Versailles: 7/16-24

BRAKE LINE - 304 stainless hard line. This line can be double-flared & used with standard inverted flare fittings or 304 stainless fittings (see BRAKE FITTINGS).

3/16" line (10ft)	#187X029X10-SS	ea*
1/4" line (10ft)	#250X029X10-SS	ea*
5/16" line (10ft)	#312X029X10-SS	ea*
3/8" line (7ft)	#375X029X07-SS	ea*

* an extra freight charge will be added per shipping tube

1-888-876-2124

BRAKE COMPONENTS




Model 'A' #13704



12920 Pedal Mounting Kit



'32 (or similar) #202811



BRAKE & CLUTCH PEDAL - Kit will consist of #20281 & adda clutch set-up. Pedal pivot bolt ties into the frame boxing plate for strength. Simple to mount. Includes: pedal, adjustable pedal pad mount, Delrin bushings & hardware. No linkage included with this kit - must be fabricated. welded with pedal mount. **#20285**

MASTER CYLINDER MOUNTS/BRAKE PEDAL ARMS

The '32 mount has been used in other street rods, too, because it is easy to trim to weld to a boxed frame rail. The master cylinder mount is laser-cut from 3/16" mild steel & formed to reinforce both the mount & the pedal pivot. Master cylinder mounting holes accommodate both Ford & GM master cylinders. The pedal arm is offset to go on the right hand side of the steering column. The end of the arm is extra long so it can be cut off at a comfortable length. Includes #12920 pedal mounting kit).

Model A

'32 (or similar frames)

Pedal mounting kit

#13704

#202811

#12920



BOOSTER BRACKET & PEDAL - Power booster/master cylinder mount & pedal arm mounts under the floor to keep the firewall clean. This bracket will mount either the 7" (single or dual) or 8" dual power booster. The bracket has holes for a Ford or GM master cylinder if the power booster is not used. The pedal is bent for right foot braking & the adjustable stainless pedal mount is included. The pedal mounts to the bracket in double shear for extra strength. This type of pedal mount lets you drop the pedal down instead of sliding it off of a pin so the hole in the floor can be smaller. A 3/8" female rod end is included to fit common street rod power boosters.

#24806



#25800 Includes pedal mount, Booster Mount & linkage rod. (booster sold seperatly)

BOOSTER BRACKET & PEDAL - Booster bracket & pedal kit.

This universal bracket mounts under the floor with the booster located further back on the frame rail. A 5/8" diameter tube connects the pedal to the booster. (This tube might need to be cut to length & threaded 3/8-24 to suit your application.) This set-up gives added clearance beside the transmission so the exhaust can be routed higher. The offset brake pedal arm mounts in double shear for extra strength. This also makes it easy to remove the pedal because it drops down from the bracket rather than having to slide it off of a pin. The pedal arm bracket bolts to 2 tabs welded to the frame rail boxing plate. This makes it easy to paint the bracket & the frame rail. The booster bracket is also set up for either a Ford or a GM manual master cylinder, if preferred. (If a manual master is used, order a 5.75:1 pedal arm & a male rod end & plunger.) The bracket will mount either 7" (single or dual) or 8" dual boosters. Booster mounting holes are 3-3/8" x 3-3/8". Item 3 Part #'s 11802 & 11804 are shown above as welded.


#2580



STRAIGHT PEDAL ARM - This is the standard pedal in kit #10106. It can be substituted in #20281.

Pedal arm only

#21891



Firewall Mount by Kugel -

90° swing pedal

#5100701

Regular pedal (shown)

#5300701

Booster & master cylinder sold separately.

BRAKE COMPONENTS



POWER BOOSTERS

7" Diameter Booster - Single Diaphragm - Threaded input shaft takes a 3/8" female rod end or an extension shaft to link the booster to the pedal. The rod end & the master cylinder should be ordered separately. The vacuum check valve is included.

The master cylinder mounting studs are on 3-3/8" centers (GM spacing). Overall length is 3.75".

#PB7001

7" Diameter Booster - Dual Diaphragm - Booster provides 25% more boost than the 7" single. Overall length is 5.25". Other specs are as the 7" single.

#PB7537

8" Diameter Booster - Dual Diaphragm

#PB8531



#2020NA

MASTER CYLINDERS by Tuff Stuff - Available in chrome; dual port both sides; 1" or 1-1/8" bore; manual or power

Chrome 1" bore

#2020NA

Chrome 1-1/8" bore

#2071NA

New Master Cylinder - Ports on both sides, comes with



port plugs & spacer for use in manual or power brake applications. 1" bore

#MC1322H

Corvette-Style Master Cylinders - These cylinders use 3023 & 3024 adapter fittings for 3/16" brake line.

Power brakes /Manual Brakes

1 1/8" bore LH

#MC2912H



CHROME PLATED BOOSTERS by Tuff Stuff Performance

Accessories

7" single diaphragm

#2221NA

7" double diaphragm

#2222NA

8" double diaphragm

#2223NA

Also available black powder coated.



MASTER CYLINDERS

These new Corvette style & Ford style master cylinders are available in several configurations. We have the correct nuts to use with 3/16" steel or -3 stainless brake hard line.

- To determine the outlet side, hold the master cylinder & look at the plunger end of the master cylinder piston. The ports will be on the left or right side & this is how they are referred to.

- Mounting holes for Corvette (actually, all GM) masters are 3 3/8". Ford uses 3 3/16" centres.

- Residual check valves should be used in all of these master cylinders. Use a 2# valve for disc brakes & a 10# valve for drum brakes.

- Height of the master cylinder is measured from the centre of the piston to the top of the clamp. The Corvette is about 3 1/2" high & the Ford is about 4 1/2" high. Keep the clearance to the bottom of the floor pan loose. Master cylinders sometimes get casting changes that affect their height. This doesn't matter much if it's mounted on the firewall, but it might if it's under the floor.

- Manual brake master cylinders generally have a deep hole in the piston for the push rod. This is so the rod doesn't fall out on the return stroke. Master cylinders used with power boosters have a shallow hole (really just a "dimple") in the piston. This is because the plunger in the booster is usually short & well supported so it won't drop out of the shallow hole.

1-888-876-2124

FORD MASTER CYLINDER by Tuff Stuff



Ford dual reservoir master cylinder 1967-'74

Plain

#2017NB

Chrome

#2017NA

REMOTE FILL MASTER CYLINDER KIT - Fits corvette



master cylinder, aluminum dual reservoir & hose kit.

#5542701

BANJO'S FOR MASTER CYLINDERS by Pure Choice



A.N. for stainless steel line

set

Inverted for regular steel line

set

Call us with your sizes.

BRAKE FITTINGS

Adapter 1/8 NPT male x3/16 IF

#202x3

Branch TEE, 1/8 NPT female x 3/16 IF

#652x3

Elbow 1/8 NPT male x 3/16IF female

#402x3

Nut, IF 1/2-20 thread for 3/16 line

#3023FMSI

Nut, IF 7/16-24 thread for 3/16 line

#3022

Nut (SS), IF 3/8-24 thread for 3/16 line

#ALL50111-1

Nut, IF 3/8-24 thread for 3/16 line

#105x3

Nut, IF 7/16-20 thread for 1/4 line

#ALL50117-1

TEE fitting, 1/8 NPT male x 3/16IF

#602x3

Union TEE, 3/16 IF

#702x3

Union, 3/16 IF

#302X3

E-BRAKE COMPONENTS



EMERGENCY BRAKE CABLES by Lokar - Come equipped with quality one-piece aluminum adjusters, Teflon lined housing & stainless inner cable to resist moisture. Design allows rear end backing plate fittings to be removed without removing brake cables. Also feature adjustable cable lock & clevis. Floor mount kits complete with cable bracket & spacers. These cables are made to be cut to the length you need. Outer housings are 8 feet long. Floor mount kit shown above; trans mount shown below.

Floor mount black #EC-80FU
 Floor mount hi-tech #EC-80FHT



Trans mount black #EC-80TU
 Trans mount hi-tech #EC-80THT

FOOT OPERATED, UNDER-THE-DASH EMERGENCY BRAKE by Lokar - This has dash-to-firewall adjustable bracketry, various location mounting capabilities, heat treated gears, rubber stop for quiet pedal return. Connector cables sold separately.

#EFB-9000
 Connector cable kit, black #EC-8001U
 Connector cable kit, braided #EC-8001HT
 Also required: Emergency brake cables (shown above)

EMERGENCY HAND BRAKE - FLOOR MOUNT by Lokar

Ratchet cut gear plate & lock are heat treated for strength & safety. Special feature includes 4-point mounting capabilities for floor mount or side mounting for personal applications.

Stainless steel #EHB-7000F
 Black finish #XEHB-7000F



For boots, see index.

EMERGENCY HAND BRAKE - TRANSMOUNT by Lokar

Ratchet cut gear plate & lock are heat treated for strength & safety. Levers are available in 11" & 16" lengths.

11" #EHB-7011
 16" #EHB-7016
 Corvette Clevis Kit #EC-80CC
 Wilwood Clevis Kit #EC-80WC



HAND OPERATED, UNDER-THE-DASH EMERGENCY BRAKE by Lokar - Completely adjustable, mounts between firewall & dash. Machined aluminum handle with trigger release. Use connector cable EC-8001. Available in chrome.

#EHB-9200
 Connector cable kit, black #EC-8001U
 Connector cable kit, braided #EC-8001HT
 Also required: Emergency brake cables (shown above)



BRAKE PADS & THROTTLE PEDALS



Chromed Steel Spoon Pedal by Lokar
This is splined. Removable lower arm is splined for versatility in mounting to the right or left of the mounting bracket.

#SPO-6070

Matching round chromed steel brake pedal with rubber insert

#SPO-6071

Round chromed dimmer cover

#SPO-6072

Chromed Steel Gas Pedal by Lokar - This is spring loaded like OEM design. Removable lower arm is splined for versatility in mounting to the right or left of the mounting bracket.



#SG-6007

Matching **brake pad** mounts with a 1/2 x 20 stud built in to the back of the pad

#SG-6008

Matching **dimmer**

#SG-6009



Billet Aluminum Throttle Pedals by Lokar - These feature spring loaded foot pad, ball-milled aluminum. Dimmer pad fits both Chev & Ford switches.

Gas pedal

#BAG-6004

Brake pad

#BAG-6005

Dimmer switch cover

#BAG-6006

Lokar throttle cables available - see index.

THROTTLE PEDAL SPACER - Eliminates problem of pedal buried in carpet. Billet aluminum spacer in 2 styles: one for the standard billet assembly & one for the chromed-steel assembly. Spacer mounts directly to the center pivot of the throttle pedal.

Aluminum

#GPS-6014

Chrome

#GPS-6015

THROTTLE ASSEMBLIES by Clayton Machine Works - clean "inline" styling, open or drilled i-beam arms, durable chrome plating, fully adjustable, spring loaded pedal




Chrome with rubber insert

#TA-202 (left)

Chrome ribbed

#TA-204 (right)

Floor Mounted Throttle Pedal - Eliminates routing cables through firewall & comes equipped with an aluminum splined adjustable shaft & stainless steel "under the floor" cable mounting bracket. Mounts in multiple positions for floor & toe board angles. Requires 36" U-Cut-to-Fit Lokar throttle cable.



Billet w/ rubber insert

#FMG-6098

BRAKE PEDALS by Clayton Machine Works - sold separately.

Chrome with rubber insert

#BP-302 (left)

Chrome ribbed

#BP-304 (right)



Under-the-Floor Cable Mounting Bracket (included with floor mounted pedal)



BRAKE & CLUTCH TRIM - For elongated or rectangular pedal shafts. Also for trimming the firewall for accelerator cable & kick down. 2-1/4" diameter. SS screws.



Solid machined


#B02

Split 'n' pinned

#B02S

MOTOR MOUNTS

"BEND, TRIM & WELD" Mounts



picture in box is after welding

Chev small block - Mounts use stock, non-interlocking GM insulators (side mounts) to absorb motor vibrations. Kit includes 2 frame mounts, 2 gussets, hardware & instructions. Clear instructions show how to use this kit to put a Chev motor in frames from T-buckets to '56 F100's. Order insulators (#MT2142) separately.
Unwelded **#C005**



Motor Mounts for Chev LS-1 & LS-6

These mounts utilize a urethane bushing to insulate the motor from the frame. Frame mounts get trimmed to fit so the motor can be installed at the height required. Some welding required.
#LS200

FORD SMALL BLOCK - (260, 289, 302, 5.0, 351 Windsor) to use stock Ford insulators (#MT2287)
Unwelded **#F018**



Motor Mounts for Chev LS-1 & LS-6

These mounts have adaptor plates & stock Chev insulators included as well as the required metric hardware to mount your LS-1 or LS-6. This kit can be used with our #C005 frame mounts (sold separately) to position the motor at the required height.
#LS102

CHRYSLER SMALL BLOCK - Can be mounted easily by welding these plates to boxed frame rails.
#WS25401



URETHANE BUSHED FORD MOTOR MOUNT KIT - Motor mount kit for Ford small block (260, 289, 302, 5.0, 351W). These mounts use urethane bushings to insulate vibrations. Use in boxed frames.
#2050



STEEL ADAPTOR PLATE only

Use your insulators & hardware.
2 required **#LS103**
Pair with hardware **#LS104**

MOTOR MOUNT INSULATORS

Chev stock style rubber

Non-interlocking side mount (shown)
#A2142

Ford stock style rubber
#A2287



URETHANE BUSHED CHEV MOTOR MOUNTS - Small or big block Chev motor mounts are insulated with urethane bushings & made from smooth, laser-cut 3/16" steel. Complete with frame tabs & easy-to-follow instructions. Tubular design is super strong & looks great. Simply trim the tabs & weld them into your boxed frame.

Use in any boxed frame up to 29" I.D. at the mounting location including '34-'48 Fords with our Mustang II front end kit. Includes engine & frame mounts, urethane bushings, hardware & instructions.
#215900

MOTOR MOUNT ADAPTERS FOR CHEV LS-A & LS-6

by Welder Series - Motor mount adapters for Chev LS-1 & LS-6 to reduce the gap ahead of your firewall. The engine will be back 1" compared to our LS150 adapters. These 3/8" thick steel plates are precision laser cut to adapt stock, early-style Energy Suspension urethane Chev insulators to the LS-1 & LS-6 block. The large slot provides clearance for the reinforcing rib on the insulator preload plate. These adapters let you put an LS engine on the stock mounts that were on a side-mount small block frame. The motor mount insulators are not included in the kit price. The complete kit includes the metric hardware. **#LS166**

MOTOR MOUNT ADAPTERS FOR CHEV LS-1 & LS-6 by Welder Series

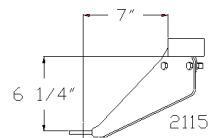
These 3/8" thick steel plates are precision laser cut to adapt stock, early-style Energy Suspension urethane Chev insulators to the LS-1 & LS-6 block. The motor mount insulators are not included



in the kit price.

#LS150

MOTOR & TRANSMISSION



TRANS. MOUNT ADAPTOR - For Ford C4 - use with #620-1024 Insulator (shown below on our #2115 transmission crossmember).
#205042
(Hardware not included)

TRANSMISSION CROSSMEMBER MOUNT - Mount is designed for the G.M. T350 transmission, but can be adapted to many others (T400, 700R4, C4). Its saddle can drop out without disturbing the exhaust. The smooth, laser-cut 3"x1 1/2" tube crossmember is 40" long & easily trimmed to fit in most frames.

#2115


Saddle only, unwelded

#WS2115

Trans. mount crossmember tube,

3" x 1 1/2" x 1/8" wall, 40"L

#211512



TRANSMISSION INSULATOR
 for T350, 700R4 & Ford C4 (when used with our 20504 adapter).
#A2268

Transmission Info - GM transmissions have more than one identity. The 700R4 is also known as a 4L60; the ever-popular T350 is called a 3L60 & the rugged T400 also goes by the I.D. 3L80. GM also has a transmission called the 4L80, which is too big for most street rods & a 4T series, used in front-wheel drive cars.

TRANSMISSION MOUNT for GM INSULATOR - The main plate has slots on 1-1/2" centers to take a GM insulator. The gussets will support the plate at the top, bottom or part way around a 1" tube.

Unwelded

#WS216350



Builders' Tip: The front sump on SB Ford oil pans will sometimes interfere with the Mustang II front crossmember. It may be necessary to do one or both of the following: 1) notch the Mustang II crossmember as required, or 2) use the pan from an '87-'94 Ford pick-up (#FITZ-6675-A). Be sure to get the correct oil pump pick-up tube. This pan is for motors with the dipstick in the block. Thanks to Dan Lecelle (Vern Hornby's nephew) for this tip.

MOTOR & TRANSMISSION

NEUTRAL SAFETY SWITCH - PUSH BUTTON TYPE - has a small ball contact to activate. Adjust ball to hit shifter or linkage.

#S-68154



BACK-UP LIGHT KIT & NEUTRAL SAFETY SWITCH KIT - This kit offers the choice of Back-up Light Switch OR Neutral Safety Switch Kit. Kit fits TH-350, TH-400 & 700-R4 transmissions. Single trigger for back-up light switch, or double trigger for neutral safety switch. KIT NOT INTENDED TO FUNCTION AS BOTH.

All mounting hardware included.

#BL-1400U

CLUTCH MASTER CYLINDER by WILWOOD - Master cylinder is GS compact, has a 0.750 " bore, 1.25 " stroke, integral reservoir, aluminum, & black anodize.

#26015098

kit



SLAVE CYLINDER WILWOOD - Ideal for drag racing, Circle Track, Pro Street, or off-road, these slave cylinders from Wilwood feature a longer-than-normal stroke to ensure full clutch release. Made from billet aluminum for high strength, & plated with a tough anti-corrosion finish, the cylinders are pull-types & have a stainless steel pushrod.

Slave Cylinder Inlet Size (in): 3/8-24

Slave Cylinder Maximum Length (in): 11.75 in.

Slave Cylinder Rod End Hole Diameter (in): 0.380 in.

Slave Cylinder Stroke Length (in): 1.375 in.

Slave Cylinder Stud End Thread Size (in): 5/16-24

#2601333



SHIFTERS.

AUTOMATIC TRANSMISSION SHIFTER by Lokar

Completely adjustable & can be mounted in any number of front to rear positions. Prevent accidental reverse, neutral or drive shifting with Lokar's exclusive "safety lock-out button." Other features include: neutral safety switch, mushroom style knob, chrome-plated lever. Please specify handle length & shifter. Note that the distance from the top of the transmission to the top of the shifter knob will be about 5" more than the handle length.



23" (A)
16" (B)
12" (C), 10" (D), 8" (E) & 6" (F)

Shifters available for:

GM T350
GM T400
GM 700R4
GM TH200
GM 200-R4
GM 4L80E
GM 4L60 (see tech tip below)
GM4L60E (see tech tip below)
GM Powerglide
Ford C-4
Ford C-6
Ford FMX
Ford AOD *

#ATS6350
#ATS6400
#ATS6700
#ATS6200
#ATS6200R
#ATS64L80
#ATS64L60
#ATS64L60E
#ATS60PG
#ATS60C4
#ATS60C6
#ATS6FMX
#ATS6AOD

*A Lokar Ford AOD shifter must be used with a transmission shift lever than points up. This is as on 1984-'89 T-birds, Ford #E-4ZZ-7A256-A.

Chrysler 727
Chrysler 904
Chrysler 518

#ATS6727
#ATS6904
#ATS6518

Tech Tip: GM 4L60 transmissions have 4 bolts holding the tailshaft to the trans case; the GM 4L60E has 6 bolts.



SHIFTER KNOB ADAPTER by Lokar - Designed to adapt to most aftermarket shifter knobs for use with any Lokar shifter, with common 3/8-16 threads & hidden jam nuts for flush mounting against the shifter knob.

Chrome finish

SK-6878

NOSTALGIA SHIFTER by Lokar




This shifter has a neutral safety switch, positive lock-out in Park & Neutral & 360° lever rotation for extra leg room. Nostalgia shifter is 23" long with a black mushroom knob which features Teflon-lined button for smooth operation. Add "NOST" after regular shifter part numbers at left.

GM, Ford Automatic Transmissions
Chrysler Automatic Transmissions
Please call for pricing



TAILMOUNT AUTOMATIC SHIFTER by Lokar - mounts to the tranny's tailhousing bolts. 6", 8", 10" & 12" lever lengths. GM, Ford & Chrysler



Rectangular

SHIFTER & HANDBRAKE BOOTS by Lokar - All sets include boot, chrome base ring & stainless screws. Classic Shifter Boot includes rubber bezel to eliminate air flow from the floor through the boot.

Classic shifter boot
Hot rod shifter boot
Rectangular shifter boot
Emerg. hand brake - trans. mou
Emerg. hand brake - floor mount

#70-CLB
#70-HRB
#70-FMB
#70-EHBT
#70-EHBF



SHIFT KNOBS by Lokar

2.25" diameter fits 3/8-16 & 24

Ivory **SK-6882**
White **SK-6883**
Black **SK-6884**

MOTOR & TRANSMISSION



TRANSMISSION DIPSTICK - FLEXIBLE BRAIDED STAINLESS by Lokar - Unlimited flexibility with Teflon lined dipstick complete with heat resistant easy to read Teflon inner rod. Machined aluminum handle & aluminum fittings. Dipstick funnel adaptor included in kit for assistance in filling.



FLEXIBLE ENGINE DIPSTICKS - designed to coordinate with Lokar's flexible transmission dipstick. Slim design allows mounting inside headers. Applications available for 1979 & earlier Small Block Chevy & 1980 later Small Block Chevy & Big Block Chevy. Easy read stick for accurate measure of engine oil.

- SB Chev 1980 + **#ED-5001**
- SB Chev 1979 & earlier **#ED-5002**
- Ford 302 **#ED-5004**
- Ford 351 **#ED-5005**
- Big Block Chevy **#ED-5003**

Description	Firewall Mount	Trans. Mount
Chev TH350	TD-3350400FM	TD-3350TM
Chev TH400	TD-3350400FM	TD-3400TM
Chev Powerglide	TD-30PGFM	TD-30PGTM
Chev 700 R4	TD-3700FM	TD-3700TM
Chev 4L80E	TD-34L80FM	TD-34L80TM
Ford C4	TD-30C4FM	TD-30C4TM
Ford C6	TD-30C6FM	TD-30C6TM
Ford FMX	TD-3FMXFM	TD-3FMXTM
Ford AOD	TD-3AODFM	TD-3AODTM
Chrysler 727	TD-3727FM	TD-3727TM



U-CUT-TO-FIT SPEEDOMETER CABLE KIT by Lokar - Premium Teflon-lined housing with machined aluminum fittings. All cables are 7 feet long & designed to be cut-to-fit. Kit comes complete with all fittings & is available for many applications. (Gauges not included)

Chev TH-350, TH-400, 700-R4, Powerglide, TH-200, 200-R4 & 4L60 & Chrysler 727 & 904

Ford C-4, C-6, AOD & FMX

Early Ford (Pre-1948 original speedo)

- Black housing **#SP-1500U**
- Stainless braided **#SP-1501HT**
- Black housing **#SP-1502U**
- Stainless braided **#SP-1502HT**
- Black housing **#SP-1504U**
- Stainless braided **#SP-1504HT**

Please call for pricing


MOTOR & TRANSMISSION



Universal Hi-Tech Throttle Cable
#TC1000HT



Universal Throttle Cable
#TC1000U



Tune-Port Throttle Cable, Kickdown & Bracket Assembly

UNIVERSAL THROTTLE CABLE by Lokar - has extruded liner for extended life of the cable equipped with aluminum fittings & aluminum ferrule to eliminate fraying. "U-Cut-to-Fit" outer housing available in 24" or 36" lengths with stainless inner wire. Clevis is designed without cotter pins or set screws. Adapts to factory & aftermarket pedals.

- Hi-tech throttle cable #TC-1000HT
- Hi-tech throttle cable #TC-1000HT36
- Black throttle cable #TC-1000U
- Black throttle cable #TC-1000U36

HI-TECH TUNED-PORT THROTTLE CABLE, KICKDOWN & BRACKET ASSEMBLY by Lokar - work together as a complete system. The billet aluminum bracket mounts to the side of the tuned-port plenum. The billet aluminum bracket is available with a single stud for throttle only; double stud for throttle & kickdown & triple stud for throttle, kickdown & cruise control cable. Tuned-port throttle cables & kickdowns are designed with the same quality as Lokar's carbureted applications. The kickdowns are 46" in length.

- Hi-tech throttle cable #TC-1000TP
- Hi-tech 700-R4 kickdown kit #KD-2700TP
- Billet Aluminum Bracket:
 - Single stud #TCB-40TP1
 - Double stud #TCB-40TP2
 - Triple stud #TCB-40TP3



#260000010
4 speed transmission

SHIFT INDICATORS by Ididit for steering columns - Simple to install. Indicator is precision crafted from high quality acrylic & can be positioned anywhere for easy reading. 3 speed transmission

#2600050010



SHIFT INDICATOR by Lokar - Billet aluminum bezel for your dash is available in Horizontal or Vertical mounting. Each gear illuminates when engaged.

- T350/400 - horizontal #CIND-1700
- 700R4 - horizontal #CIND-1702
- Install kit - sensor #CINS-1797

Also available with neutral safety & back-up light wiring kit.

Optional boot kits are available.

UNIVERSAL GEAR SHIFT SENDING UNIT
Gear Shift Position Sending Unit for use with all Dakota Digital Gear Shift Position Indicators & 12 volt LED indicators.

INCLUDES: Universal Mounting Hardware to fit all automatic transmissions including TH350, TH400, 700R4, 4L60, 4L80, Powerglide, C-4, C-6, & AOD, Mopar transmissions & many others.

Fully push button adjustable with no magnets to align!
Built in Neutral Safety Switch & Back-up Light Circuit. Decoder can be mounted inside the vehicle for easy access.

Dakota Digital gear position indicators sold separately

#GSS-2000



MOTOR & TRANSMISSION



THROTTLE CABLE BRACKET & SPRING by Lokar - Stainless steel brackets mounts to rear of carburetor. Bracket & GM designed dual stainless springs are used to mount Lokar's throttle cable & kick-down assemblies.

#SRK-4000

Lokar's ELECTRIC KICK-DOWN KIT - for TH-400 Transmission.

Stainless steel outer housing. Billet aluminum box mounts off transmission pan bolts. "U-cut-to-fit" housing & inner wire. Eliminates mounting on carburetor, manifold, or near gas pedal. Kit includes stainless-steel Teflon-lined outer housing with aluminum fittings, stainless-steel inner wire & mounting bracket.



#KD-2400HT

LT-1 BRACKET KIT by Lokar - answers to LT-1 cable problems. Stainless throttle & kickdown brackets replace factory bracket. Kit includes stainless arm to mount on LT-1 throttle body to operate kickdown. Designed to be used with Lokar's Tuned-Port throttle cables & Tuned-Port Kickdowns.

#TCB-40LT1



HI-TECH KICK-DOWN KITS by Lokar - U-cut-to-fit braided stainless teflon lined cable designed with a specially extruded liner for extended life of the cable. Kick-down features aluminum fittings with new ferrule to eliminate frayed cable ends. Designed to be used with SRK-4000 Bracket & Spring. For the following transmissions:

Chevy TH350	#KD-2350HT
TH350 Tuned Port	#KD-2350TP
Powerglide	#KD-20PGHT
Chevy 700 R4	#KD-2700HT
Tuned Port 700 R4	#KD-2700TP
Ford C4	#KD-20C4HT
Ford C6	#KD-20C6HT
Ford FMX	#KD-2FMXHT
Ford AOD	#KD-2AODHT
Chrysler 727	#KD-2727HT
Chrysler 904	#KD-2904HT



TH-350 STAINLESS KICK-DOWN BRACKET & BLACK CABLE by Lokar - Standard GM detent with stainless bracket mounts on the back two manifold bolts. Designed for 4 barrel-type carburetors for SB Chevs.

#KD-2350U

ALTERNATORS, BRACKETS & WATER PUMPS



#7127



#7937A

ALTERNATORS by Tuff Stuff - are custom chrome plated & built in the USA.

GM (internal regulator); fits '71-'86 Chevy, Olds, Pontiac, Buick; 100 amp, 1-wire
Chrome **#7127ND**

GM mini alternator; fits most Chevy applications 1960 to present; 1-wire & weighs 9 lbs.; pulley not included
Chrome **#7937A**

Alternator Mount by CP Automotive-Low mount chrome drivers side alternator mount for SBC short water pump



#SJ6079



#1354NAS



#1449NA



#1494NA



Alternator Bracket - Passenger's Side
#2383



Alternator Bracket - Driver's Side
#2382

WATER PUMPS by Tuff Stuff - are custom chrome plated & built in the USA. Polished aluminum, black powder & natural finishes & reverse rotation are also available. Check out your options for Chevy, Chrysler, Ford, GM, Oldsmobile & Pontiac pumps at www.tuffstuffperformance.com!



Alternator Bracket - Passenger's Side #2383



Alternator Bracket - Driver's Side #2382

Chevy S.B. (Short) Corvette #1534; fits 1972-'82 corvette (cast iron housing), 3/4" fan pilot
Chrome **#1354NAS**

Chevy S.B. (Long) Model #1449; fits 1969-'76 350 & 400CI with long pump (cast iron housing); for use with single "V" groove water pump pulley only
Chrome **#1449NA**

Chevy B.B. (Short) Model #1494; fits 1965-'72 396 & 427CI (cast iron housing), 5/8" fan pilot
Chrome **#1494NA**

ALTERNATOR MOUNTS - For small block Chevs with short water pump only. These mounts attach to the water pump mounting holes - no holes in the cylinder head are required. The alternator mounts above the intake manifold. The passenger side bracket blocks off the heater hose port in the water pump. Designed for GM "pre-computer" (generally 1987 & older) alternators.

Driver's side **#2382**
Passenger's side **#2383**

Chevy S.B. (Short) Corvette #1635E; fits stock 350CI, aluminum casting, 5/8" fan pilot & H.H. of 5.659"
Aluminum economy **#1635E**

Driver's Side - High Mount - bracket is a high-mount version of the #2382. It was designed to clear some manifolds & rocker covers or temperature sending units in the intake manifold.
#2392

WATER PUMP INFO

The part number for Chev short water pumps is P558. This pump is 5-5/8" from the block surface to the fan mounting surface. The single groove pulley for this pump is GM #3905995. The matching single groove crank pulley is #3755820. The Chev water pump inlet (lower rad connection) is on the passenger side. Most Fords are on the driver's side. The standard Walker rad is made for the Chev water pump. If you are using a small block Ford motor & want to use a standard Walker rad, check the pump from a late 60's Ranchero or Fairlane.

ENGINE ACCESSORY BRACKETS



SBC 13220

TRU-TRAC - THE ULTIMATE SERPENTINE SYSTEM

The most complete serpentine systems on the market. BILLET SPECIALTIES' Tru Trac systems are engineered to bolt right on & align perfectly without the need for stabilizer brackets or adjuster bars. Fully polished to a mirror finish, Tru Tracs not only look awesome, they perform too! Tru Tracs increase the efficiency of the alternator & compressor by eliminating belt slippage. Call us for pricing.

#13220 (as shown) with A/C & power steering

#13125 without A/C or power steering

Available for SBC, BBC, LS, SBF, BBF, FE & Chrysler.



SBC V3220

V-TRAC PULLEY SYSTEMS

The successful formula of offering a complete engine drive accessory kit has been applied to the V-belt with Billet Specialties' V-Trac pulley systems. Superior engineering, high tech styling & quality components are combined into a precision machined compact package for the small & big block Chevrolet. Call us for pricing.

#V3220 SBC with A/C & power steering

#V3120 SBC without A/C & power steering

Also available for big block Chevrolet.



#FM2121PC

Mid Mount Alternator & Power Steering Kit

- Designed for use with long water pump, GM 60 to 80 amp alternator & Saginaw power steering pump ('75-'77 Chevelle with V8).

Kit includes: Mid mount passenger side alternator bracket, alternator pulley with fan & nose cone. Water pump pulley with nose cone & crank pulley. Power steering pump bracket & pulley. Stainless steel hardware.

Keyway shaft power steering pump

#FM2121PC

Press-on shaft power steering pump

#FM2122PC



#FM2210PC

Top Mount - Alternator Kit

- Designed for use with long water pump & GM 60 to 80 amp alternator.

Kit includes: Top mount passenger side alternator bracket, alternator pulley with fan & nose cone. Water pump pulley with nose cone & crank pulley. Stainless steel hardware.



#10720


Top Mount Alternator Bracket-Vortec Heads

- Designed for use with short term water pump, Sanden 508 AC compressor & V-groove pulleys.

Mounts to the passenger side of the motor & positions the compressor to the inside valve cover. Independently adjustable.


COMPRESSOR/ALTERNATOR BRACKETS

A/C COMPRESSOR MOUNTING BRACKETS by Vintage Air - offer a wide range of brackets for small & big block Chevs, Fords & Mopars. All of the brackets shown here are for short water pump Chevs. For other applications, please call.



Small Block Chev compressor/alternator mount to fit Chev cylinder heads without bolt holes. This bracket bolts to the water pump & intake manifold. The compressor mounts on the passenger side. Laser cut steel.


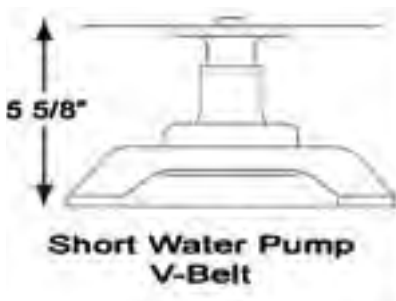
#15112-VCB
#15801-VCB



Big Block Chev compressor/alternator mount bolts to heads & water pump. Compressor bracket comes complete with idler assembly. Brackets may be used individually or as a matched pair. Will clear tall valve covers. Laser cut steel.

#15132-VCB
#15331-VCB

HOW TO IDENTIFY YOUR CHEVY SMALL BLOCK WATER PUMP!



A/C COMPRESSOR MOUNTING BRACKETS by Billet Specialties - independent compressor & alternator brackets are designed to be used with Small Block Chev motors & are independently adjustable. Each billet aluminum bracket is sold separately & comes with stainless hardware. Call for Big Block Applications.



Alternator Bracket - Top Mount - designed for use with small or large case GM alternators on the driver's side, short water pump. Uses a 3-point mounting system.

#10220



For SB Chevs with Short Water Pump & Vortec Heads

#10720



A/C Compressor Bracket - Top Mount - Designed for SB Chevs with Short Water Pump. use with Sanden 508 compressor on the passenger side.

#10221

For SB Chevs with Short Water Pump & Vortec Heads



#10721

POWER STEERING BRACKETS & PUMPS

POWER STEERING BRACKETS by TUFF STUFF - Saginaw pump to fit SBC with short water pump.

- Chrome #6504A
- Black #6504B
- Allan Groove, Plain Steel #ALG-4002



POWER STEERING PUMP by TUFF STUFF - GM keyed shaft, chrome hardware & cap, new dipstick, pulley not included.

- Chrome #6176A
- Black #6176B



POWER STEERING PUMP by TUFF STUFF - GM keyed shaft, chrome hardware & cap, dipstick, pulley not included. Mustang II pressure preset of 850psi. Brackets not included. See above.

- Chrome #6174A
- Black #6174B



TC pump with Integral Reservoir - Cast Iron TC pump with plastic reservoir. Shaft diameter .662" (3.0-3.5 GPM)

851000



POWER STEERING BRACKET & PULLEY by Billet Specialties - are available for SB & BB Chevs with GM remote Type II ps pumps. Designed to work with Billet Specialties pulleys & brackets & available for both long & short style water pumps. Highly polished billet aluminum. Bracket mounts low on driver side of engine

block.
Short Water Pump - SB Chev

#12120



POWER STEERING REMOTE RESERVOIR by Billet Specialties - features a vented cap & internal baffling for foam free operation. Designed with -6 & -10 AN fittings (works with most aftermarket hose kits). Included mounting bracket fetures an internal key-lock design that hides all mounting hardware for a smooth finish. 16oz capacity.

- Ribbed #77920
- Smooth #77910
- Black Smooth #77910

Stainless Steel Power Steering Hose kit by Vintage Air. Made to work with a mustange II rack to their type II pump

852009



ENGINE DRESS-UP



RPC- polished aluminum finned valve covers SBC stock height. **#R6186**
 Tall style **#R6181**
 Center bolt heads (SHORT) **#R6196**



#R6181

Flywheel dust cover Aluminum flywheel dust cover turbo 350/400

#91022811



Transmission Pan by CP Automotive-

Polished aluminum finned turbo pan.

TH350 **#AA7110**
 700R4 **#R8493**
 TH400 **#R8492**



RAD OVERFLOW by OTB Gear - This overflow bottle will bring sparkle & uniqueness to your engine compartment. A design this cool called for a cap that also made a statement. This little jewel matches the rib pattern on the bottle to a tee. Who says coolant recovery can't be a visual art form? Cast in A-356 aircraft grade aluminum & polished to show quality standards.

Height 13.75" (including cap)
 Diameter 2.75"
 Capacity: 24 oz
 Drilled & tapped for a 1/4" NPT inlet fitting
 Mounting rib is 5/8" X 5" - drilled & tapped for two 1/4-20 bolts on 4" centers
 Mounting hardware not included. **#6850**



RETRO OLDS/CADDY AIR CLEANER by Technostalgia

- This all steel air cleaner is based off the '51-'56 Olds/Cadillac air cleaner. It is a full 18 1/4" wide, not a scaled down version & uses over the counter 14" x 4" replacement elements. It's even notched out in the back to clear a GM HEI distributor. Includes all steel housing, steel top, paper filter element, carb stud & unique rocket shaped wingnut.



#8500T
#8510

7/8 Scale size version **#8510**



AIR CLEANERS by OTB Gear - Here is a full finned retro design that will really set off your engine. Cast in aircraft grade aluminum & domed to really refract the light. The full side skirting hides the more modern & effective filtration. Shipped with a high quality, washable, oiled air filter, base, & mounting hardware. Dimensions: 11.5" X 8.5" X 3.5" **#4410**



V A L V E

Billet Specialties - Streamline black with aluminum trim valve covers; for small block Chev applications. Accepts a 1 1/4" breather. Metal baffles included.

Tall Black valve covers **#95224**

VALVE COVER HOLD-DOWNS by Billet Specialties - Each hold down is 1-7/8" tall with 1/4-20 threaded stud. Sold in packs of 4.

Hex **#95013**
 Acorn **#95011BS**




C O V E R S -

BREATHERS by OTB Gear - Classic fins have been applied to a valve cover breather. We did it the right way, in aircraft grade A356 aluminum & polished to show quality standards. 3" in diameter with a 1" neck. Fits valve covers with 1-1/4" holes when using a rubber grommet. Now, also available with a 3/4" neck to fit 1" holes when using a rubber grommet. **#6801**



COIL COVERS by OTB Gear - Newly added standoff rib that allows you to easily clean the backside & the surface behind it. No inaccessible areas to drive you crazy. Mounted with 1/4"-20 drive studs (removable) that can't be mistakenly driven into the side wall of the coil. Cast in aircraft grade A356 aluminum & polished to a very high sheen. Also available with a chromed coil. **#6831-POLISHED**



ENGINE DRESS-UP

BREATHERS

Billet Specialties - aluminum dome style. Two piece design with a positive O-ring seal provides easy access to the washable breather filter. PCV breathers feature a common replaceable built-in PCV valve that accepts a 3/8" hose.

Ball milled, 1.25" VC hole **#20820**
 " with PCV Valve **#21820**



WATER NECKS

Billet Specialties - (shown in picture) billet aluminum water necks feature a positive o-ring seal which eliminates the need for gaskets or sealant.

Straight up **#90120**
 15° **#90320**
 45° **#90420**



Water necks by CP Automotive

90° swival polished SBC. **#AA2910**
 45° **#AA2911**
 Straight **#AA2912**



AIR CLEANERS by CP Automotive

Polished aluminum top fits 5 1/8". Includes mounting stud & air filter.



#RPCR6320

#RPCR6020



AIR CLEANERS by Billet Specialties - Designed to fit standard 4-barrel carburetor applications, CNC machined billet aluminum with polished finish. Come with standard size air filter elements for easy replacement. Stainless mounting hardware included. Will not work with dominator style carburetors. On the ribbed air cleaner, the ball milled "fins" sit above the smooth polished surface.

Small oval 11-7/8" x 8-3/8 x 3" high
 Large oval 15" x 8-1/2" x 3" high

Ball milled - small oval **#15320**
 Ball milled - large oval **#15420**
 Ribbed - small oval **#15630**

CLASSIC AIR CLEANERS by Billet Specialties - 14" air cleaner with filter for standard 4 bbl carb. 1" drop base. 3" overall height.

Classic polished **#15837**
 Vintage polished **#15830**
 Vintage black **#BLK15830**



Vintage style



Classic style



LS SWIVEL WATERNECK by Vintage Air
 Polished aluminum designed specifically for Vintage Air front Runner applications.

#706002

FUEL PUMP BLOCK-OFF PLATES by Billet Specialties - Designed to cover the fuel pump opening on SB or BB Chevs.

Polished with stainless hardware.

Small Block **#41120**
 Big Block **#41220**



BREATHERS by CP Automotive

Smooth polished aluminum breather .

#SJ8499

Also available with pcv valve.

#SJ8497



PCV VALVE by Billet Specialties

#22120

FAUXMOBILE ROCKET VALVE COVERS by Techno-



talgia - create the reliability, convenience & warranty of a new Chevrolet crate engine while having the appearance of a 1949-50 Oldsmobile. Not only does this valve cover have good looks, it is equipped with many other impressive features which include:

Die cast aluminum construction
 Sold in "as cast" finish & may be painted to match the user's engine or polished. Shipped complete with all hardware

#8002T Fits 1955-'88 Chev engines
#8010T Early SBC adaptor

BLACK AIR CLEANERS by BILLET SPECIALITES

Small oval 11 7/8 x 8 3/8 x 3 **#15324**
 Large oval 15x 8 1/2 x 3 **#15424**
 Round 14 inches **#15824**



WATER NECK SPACER by ALLSTAR PERFORMANCE

Water neck spacer, 1" thick, four 1/2 in NPT female ports, O-ring seal. Made of aluminum, & black anodize for a Chevy V8.

#ALL30375



ENGINE DRESS-UP



HOSE ENDS - Billet aluminum with polished finish. Puts the finishing touch to hose ends. Hides the stainless band clamp as much as possible, yet allows access to tighten the clamp.

HOSE ENDS by Billet Specialties - have ribbed design. Sold separately.

	Hose ID	
Upper rad	1-1/2"	#67825
Lower rad	1-3/4"	#67925
Heater - rubber	5/8"	#67425
Fuel - rubber	3/8"	#67225

PLUG WIRE SEPARATORS from Billet Specialties -



A little guidance goes a long way. Billet Specialties all new wire guides offer a clean, efficient solution to the ignition wire dilemma by routing the wires in a simple straight-forward fashion. Utilizing stainless fasteners & 6061-T6 aluminum construction Billet Specialties wire guides

will make your motor stand out while keeping the wires safely off the hot exhaust. Easy snap-in wire retention makes service & installation a breeze. Clean up your act now or get left behind with the rest of the cookie cutter engine compartments. Sold in pairs.

- Valve Cover Mount**(1,2,3 & 4 wire available)
- Cylinder Head Mount**(4 wire only)
- Floating Mount**(2 or 4 wire available)

WIRE LOOMS by Billet Specialties - Fits all SB & BB Chev

& Ford engines. Mount to the base of the valve cover with adjustable tabs. Includes brackets & fasteners.

- Ball milled **#69520**
- Plain **#69529**

For center bolt applications, use late model bracket kit to mount to heads: **#69600**

T-CLAMP KIT by Made4you - contains 10/32 stainless steel mounting hardware. A durable plastic storage case is provided for easy access & organisation. Will complete one car, clamping every 18". This complete selection of T-Clamps makes it easy to mount & route fuel, brake & transmission lines, electrical wiring, battery cables, vacuum lines & hoses.



#30899XX

Available in a variety of colours.

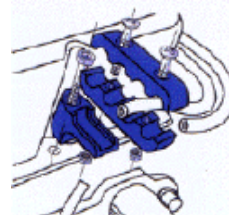
Kit includes:

14 x 3/16"	12 x 1/4"	12 x 5/16"
10 x 3/8"	5 x 1/2"	6 x 5/16"
4 x 3/16"-3/16"	4 x 3/16"-3/8"	4 x 5/16"-5/16"
4 x 5/16"-3/8"	4 x 3/8"-3/8"	

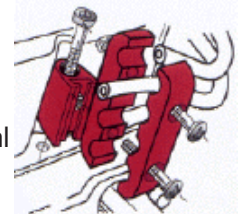
1-888-876-2124

Made4you is an exciting new line recently added to our inventory that offers an excellent selection of wire looms, t-clamps, trick dress up kits, etc. in a variety of styles & colours to suit your particular application (www.made4upproducts.com). Available in black (11), blue (12), red (13), yellow (15), gray (19) & purple (20).

WIRE LOOM KITS - Made from aircraft quality nylon to resist heat & chemicals come complete with stainless hardware. Offered in a variety of styles: vertical, horizontal, stacked, centrebolt, etc. There are enough separators to cover most V-8 applications.



Horizontal




Vertical

Fits Wire Dia.
Horizontal (7-8mm)
Vertical (7-8mm)

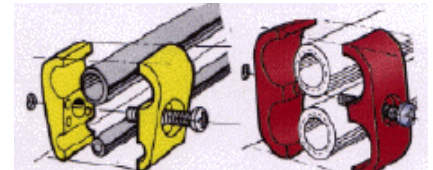
#50-956-XX
#50-756-XX

Other kits priced from \$39. Call us for details.

T-CLAMPS - To fit brake lines, fuel lines, heater hoses, etc. Sizes range from 3/16" to 13/16" for single clamps & 1/4" to 11/16" for double clamps. Made from the same aircraft quality nylon & colour choices as Made4you wire looms. (www.made4upproducts.com)



Single
Single clamps (6 per package)
3/16" **#10-188-XX**
1/4" **#10-250-XX**
5/16" **#10-313-XX**
3/8" **#10-375-XX**



Doubles
Double clamps (4 per package):
3/16" **#20-288-XX**
5/16" **#20-323-XX**
3/8" **#20-377-XX**

Complete t-clamp & brake line kits which give you a variety of sizes to complete your project front to back are available.

BRAKE LINE KIT - If you only need to fasten a few lines, this mini-kit is just the ticket. The kit will run a full 3/16"-1/4" combination system. Will run entire brake system based on clamping every 18".

#3089011

Kit includes:
10 x 3/16" 10 x 1/4" 5 x 3/16"-3/16"
5 x 1/4"-1/4" 5 x 1/4"-3/16"

PULLEYS

Highly polished billet aluminum pulleys from Billet Specialties. Billet pulleys are equally dense throughout. This produces a more true & balanced pulley/drive system.



Water Pump Pulley:



CRANK PULLEYS - are 6-7/16" diameter.

Small Block Chev - Short Water Pump, V-Belt

- Single groove **#81120**
- Double groove **#81220**
- Triple groove **#81320**

Small Block Chev - Long Water Pump, V-Belt

- Single groove **#78210**
- Double groove **#78220**
- Triple groove **#78230**

WATER PUMP PULLEYS - are 6-7/16" diameter - incredible balance & strength. Long water pump pulleys come with allen cap screws & are not recessed.

Small Block Chev - Short Water Pump, V-Belt

- Single groove **#80120**
- Double groove **#80220**

Small or Big Block Chev - Long Water Pump, V-Belt

- Single groove **#78110**
- Double groove **#78120**
- Nose Cone - SWP **#84120**
- Nose Cone - LWP **#84220**

For chrome & steel pulleys, please call.

PRO BOLTS by Billet Specialties- Developed by Rad Rides by Troy, these stainless fender washers were designed to avoid paint distortion during assembly & add style to your engine compartment. Sold in pairs.



ALTERNATOR PULLEY, FAN & NOSE CONE - machined from 1 piece of billet aluminum to provide superior balance & strength. The bolt-on nose cone hides the alternator nut & washer. Fits most GM, Delco & Ford alternators.

#85220



- 5/16-18 x 1"(3/4" washer) **66110**
- 3/8-16 x 1"(7/8" washer) **66120**
- 1/4-20 x 1"(11/16" washer) **66130**
- 10-24 x 1"(9/16" washer) **66140**
- 5/16-18 x 1"(1" washer) **66115**

HEADERS/EXHAUST



Real Hot Rod Headers

SANDERSON HEADERS not only fit your engine, but also allow maximum room around your spark plugs, starter, alternator, steering & other components. Unlike mass-produced "universal" headers, they build individual designs which work for specific engines in specific chassis. The product line includes headers for all popular & nostalgia engines, most aftermarket cylinder heads & many modified steering & suspension setups including frame grafts.

SANDERSON'S CC1 will fit any rack & pinion set-up. Also fits Vega steering & any Mustang-style mounted steering that is mounted with 2" clearance from the steering gear to the center ports on the driver's side. The header will clear any motor mounts, tie rods, or steering rods. Any starter & transmission combination will clear this header except cast iron Powerglides. We also offer a headpipe which simplifies installation in 1928-1934 cars. This is the most compact true performance header offered today. Comes with all hardware necessary for installation.



#CC1

SANDERSON'S CC2 4" tall header speaks for itself. One header fits both sides of your small block Chevy engine. This header has excellent clearance for both straight & angle plug heads. Fits all Dart, Trick Flow, Brodix, Brownfield, Edelbrock & Chevy angle plug heads. When ordering, be sure to specify exactly which head manufacturer & model you are running. Comes with all hardware necessary for installation.



#CC2

The new design for **Sanderson's LS1** heads places the collector slightly off-center. Fits tight to block & measures only 7-3/4" from center of flange to the bottom of the collector. Standard in 1-1/2" tubing with 2-1/2" collector. 1-5/8" or 1-3/4" tubing with 3" collector available.



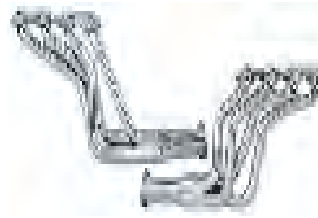
#LS150

PLEASE NOTE: Ceramic coating is available on all Sanderson headers. **Extra charge.**

UNIVERSAL MANDREL BENT TUBING - Combines a 180° & 45° bend into one unit which gives fabricators the ability to get up to 3 separate bends & a straight length out of each piece. Available in 16 gauge T304 stainless steel & 16 gauge aluminized steel. Ideal for building custom exhaust systems, headers or intercooler piping. Call for pricing.

1-888-876-2124

PATRIOT CHEVY HEADERS



UNCOATED (RAW) HEADERS
COATED HEADERS

#H8027
#H80271



STEPPED BAND CLAMP - eliminates welding & doesn't crush the exhaust tubing.

2-1/4" **#33231**
2-1/2" **#33226**

BILLET EXHAUST HANGERS by DEEDS - Beautiful looking with soft high heat bushing & S.S hardware.



2" **#EHP20001**
2-1/4" **#EHP22501**
2-1/2" **#EHP25001**
3" **#EHP30001**



U-J BEND by VIBRANT

Tube Dia. (O.D.)	U-Bend Radius	16 Gauge T304 STAINLESS STEEL
1-1/2"	3-1/8"	2601
1-3/4"	3-1/2"	2603
2"	4"	2605
2-1/4"	3-1/2"	2607
2-1/2"	4"	2609
3"	5"	2611

EXHAUST ACCESSORIES



THERMAL TUNING PRODUCTS

EXHAUST WRAP



Available 1" or 2" wide in 15' or 50' lengths, black or beige.



1" X 50' **#010101**

2" X 50' **#010102**

1" X 15' **#010105**

2" X 15' **#010106**

Also available in **Titanium**

2" X 50'

1" X 15'

Black **#010107**

Black **#010108**

Black **#010120**

Black **#010121**

#010127

#010128

LOCKING TIES

Stainless steel locking ties for exhaust wrap. 8" long- 8 pc. kit.

#010201

14" long- 4 pc. kit.

#010202



HEAT SHIELD

Starter wrap heat shield.

7" X 24"

#010402



PROTECTIVE SLEEVING

Aluminized sleeving for protecting wires, hoses & cables.

3/4 ID X 36" **#010403**

1" ID X 36" W/Velcro opening

#010405



PROTECT-A-BOOT

The ultimate protection for spark plug boots & wire from extreme heat.

2 pc. set **#010501**

8 pc. set **#010502**




COOL TAPE

An easy to apply, flexible solution to reflect heat.

1-3/8" X 15' **#010408**

Also available in 30' rolls.



EXHAUST BRACKET - 1 hole Frame Bracket, mild steel, welds to frame. **#21348**

TAILPIPE BRACKET - 304 stainless, welds to tailpipe.

#21347



EXHAUST BRACKET - 2 hole Frame Bracket, mild steel, welds to frame. **#21346**



Tailpipe Bracket - 304 stainless, welds to tailpipe. **#21345**



EXHAUST FLANGE - 3 hole, mild steel. for 2-1/2" tube **#21832**
for 2-1/4" tube **#21831**

GROMMET - for Exhaust Hangers - Made of high-temperature urethane. To be used with the above exhaust brackets. Use one grommet per hole.

#BR92318-100 BLACK

#GR121-HI HEAT

#GR120-RED MED HEAT



RADIATORS

Walker Rads are the standard of the industry made in the USA of top quality material. Complete with all connections. Ready to bolt to your application. Each assembly comes complete with the following standards:

- Designed to operate with a 15 lb. to 18 lb. cap.
- Top tanks are stamped from .040 deep draw brass.
- Brass drain cock for easy draining.
- Transmission cooler for automatic transmissions.
- (fitting size is 1/8" pipe thread - line fitting kits are available - see next page)
- Simple bolt-in application.
- No alterations to grille or grille shell.



Z-SERIES - not made for Model A's

High performance cooling; Big blocks; Other applications where cooling is a problem; Trailer pulling vehicles.

S-SERIES RAD - for Model A's

High performance cooling; Big blocks; Other applications where cooling is a problem; Trailer pulling vehicles; Stock look to the core which is about 4" thick (be sure there is enough clearance).

Z-SERIES COOL MATE RAD

Heavy duty performance; A/C condenser

FORDS

'17-'23	481-1
'24-'27	481-2
'28-'29	487-1
'30-'31	487-2
'32	491-2
'33-'34 (incl P/U)	498-1
'35 (not P/U)	488-1
'36 (not P/U)	494-1
'37-'39 Standard (not P/U)	495-1
'39-'40 Deluxe & 40 Std.	497-1
'40-'41 P/U	497-1
'41- Deluxe	496-1
'42-'48	493-1
'42-'52	489-1

CHEVS

'32 (rear brace must be altered)	512-1
'33 Master	510-1
'34-'35 Standard	508-1
'34-'35 Master	509-1
'35-'36	505-1
'34-'36 Panel & P/U	518-1
'37	501-1
'37 Panel & P/U	516-1
'38	502-1
'39-'40 Panel & P/U	522-1
'39	503-1
'40-'41	504-1
'46-'48	513-1
'41-'46 Panel & P/U	507-1
'47-'53 Panel & P/U	520-1
'55-'57 V8	567-1
'56-'59 P/U	519-1

MISCELLANEOUS RADIATORS - Walker makes radiators for a variety of "non-Fords." Call us for information.

ALUMINUM RADS AVAILABLE!! Call us for information.



Call us for information.

1-888-876-2124

Ford Engine? Please tell us if the lower connection should be on the driver's or passenger's side. If on driver's side, add B to part#. Extra charge of about \$25 applies.

Dummy filler necks are on some rads. The stock rad cap will fit these rads. Since Dec 01/93, the '33-'34 rads have not had dummy necks. When the ornamental rad cap is used, it should be secured to the rad shell from the inside with a ring washer before installing the rad to the rad shell.

Flathead Engines: The complete Z-Series line of rads is available. Please specify the upper connection size. (Motors up to '48 were 1 3/4" diameter, from '49 to '54 the upper connection should be 1 1/4" diameter; all lowers were 1 3/4". Don't assume your connection size - measure it.). Extra charge applies. Call us for pricing.

Model A's with '32 Rad Shells: If you are building a '28-'29, use a '32 rad cut down. A popular chop on the '32 rad is 3". The amount that the rad should be chopped will depend on how you want to have your hood line. '30-'31 Fords can use a '32 radiator as is.

Environmentally Safe: For some time now, Walker Radiator has been using lead free-solder in the manufacturing process of their radiator lines. Lead-free solder is safe for their employees, their customers & the environment plus it is 100% stronger than solders containing lead as used by most radiator manufacturers.

Extra Charge: Rads for Ford Engines, Flatheads & special order rads cost slightly more.

RADIATOR ACCESSORIES

RAD CAPS



Billet Specialties' caps have a machined billet top with knurled grip sides. Billet tops are packaged with a 16lb rad cap unassembled to allow for proper positioning of logo.

Plain Polished	#75120
V8	#75420
Bow Tie	#75320
Circle	#75220
Plain Black	#BLK75120



RADIATOR WATER OVERFLOW TANKS (Stainless Steel)

- Highly polished with billet aluminum cap. Includes mounting brackets, hardware & instructions.

13"	1-1/4 pints	#A6130
15"	1-1/2 pints	#A6129
17"	1-3/4 pints	#A6128
19"	2 pints	#A6127

Builders' Tip: For a lower rad hose with a tight bend, try a '79-'83 full size Chev.

Gates #20854
Dayco #71018

OVERFLOW TANK by Transdapt -

3" x 10", made from stainless steel. Available in 20 oz to 56 oz capacity
36 oz **#9911**



RAD HOSE KIT HEATER HOSE KIT

Each kit includes stainless flex hose, 2 shiny hose ends, rubber connecting hose, rubber reducers & stainless hose clamps.

Rad hose kits:

24"	#SJ7352
36"	#SJ7353
Right angle adapter	#7898

Heater Hose Kit:

48"	#7809
-----	--------------

ALSO AVAILABLE IN BLACK

12"	#RPCR7301BK
36"	#RPCR7307BK



Billet Aluminum by Billet Specialties - include adjustable mounting hardware that allows placement along the entire length of the tank. Tanks have a knurled & threaded cap with o-ring seal for easy removal. Lengths specified are of the tank, overall measurement is 1-1/2" longer than listed. Diameter is 2".

Smooth	13"	#77113
Smooth	15"	#77115
Smooth	17"	#77117
Ribbed	13"	#77213
Ribbed	15"	#77215
Ribbed	17"	#77217

MOULDED HEATER HOSE by DAYCO



90 Degree Molded Coolant Hose; 5/8 Inch Inside Diameter **#80406**
90 Degree Molded Coolant Hose; 3/4 Inch Inside Diameter **#80417**



OVERFLOW TANKS by BILLET SPECIALTIES-


Billet Specialties overflow tanks are machined from 6061-T6 billet aluminum & include an adjustable billet mounting bracket with hidden hardware. Rad overflow tank black **#BLK77109**

Coolant Plumbing by Northern High Performance -

Create your own vibration resistant coolant plumbing by combining tubes & hoses. Tubing is made out of aluminized or stainless steel & is mandrel bent. Hoses are silicone based. Call for pricing.

Aluminized or Stainless (1.5" or 1.75" only)

45° 6"x4"/4"x4"	Diam.: 1.25", 1.5", 1.75"
75° 6"x4"/4"x4"	Diam.: 1.25", 1.5", 1.75"
90° 6"x4"/4"x4"	Diam.: 1.25", 1.5", 1.75"



Stainless

Straight (3"

Diam.: 1.5", 1.75"

long)

Silicone

45° 4"x4"

Diam.: 1.25", 1.5",

1.75"

90° 5"x5"

Diam.: 1.25", 1.5", 1.75"

Straight (6" long)

Diam.: 1.25", 1.5", 1.75"

Step up/down (8" long)

Diam.: 1.25" to 1.5"



RADIATORS & FANS




RADIATOR MOUNTING KIT (Stainless Steel) -

Mounts radiator to frame. Kit includes 2 stainless steel hex bolts, 2 stainless steel springs, 2 stainless steel self-locking nylok nuts & 2 rubber pads.

'28-'48

#B-8130-SS



17" ELECTRIC FAN WITH SHROUD COMBINATION -

If more power & clearance is what you need, then this is the answer. This fan being only 2 5/8" thick will fit more than thought possible. The (275 watt) motor & the new 17" blade work together to make this the ultimate fan & shroud combination.

Ford:

'28-'29 Car/Truck
'30-'34 Car/Truck
'35-'39 Car
'35-'39 Truck
'39-'41 Car-Dlx
'42-'51 Car
'40-'56 Truck

#CCI1770

#CCI1750

#CCI1750

#CCI1770

#CCI1740

#CCI1770

#CCI1740

Chev:

'31-'41 Car
'42-'48 Car
'49-'57 Car
'34-'47 Truck
'48-'54 Truck
'55-'59 Truck

#CCI1750

#CCI1770

#CCI1740


#CCI1750

#CCI1770

#CCI1740

YOUR VEHICLE NOT LISTED? Check the dimensions listed below with numbers. (Height x Width)

19 x 20 (New) #CCI1730
20 1/4 x 18 1/4 (New) #CCI1730
24" x 18 1/2 (Centered) #CCI1740
22 1/4 x 18 1/2 #CCI1750
21 1/2 x 19 1/2 (Centered) #CCI1770
19 x 26 (New, Centered) #CCI1780
26" x 16 1/2 (New, Centered) #CCI1790
(For cross flow application)
18.25 x 20.75 (similar to CCT1730) #280471
21.75 x 20 (similar to CCT1770) #280473



RADIATOR TO FIREWALL SUPPORT RODS - Polished stainless steel. Includes stainless steel nuts.

Model A, 26" long

#A-8133-SS

'32 - '39, 31-1/2" long

#B-8133-SS

Universal 35" long

#U-8133-SS



FIREWALL SUPPORT ROD BRACKETS - Polished stainless steel. Includes stainless mounting hardware. Also for most '32-'34 'glas bodies.

'28-'32 pass/'32/'34 pu

#B-8140/41-SS

'33-'38 & '39 standard

#40-8140/41-SS



COOLING FAN CONTROL by Ron Francis Wiring -

"Ice Box" fan control has a fully adjustable operating range of 140° to 230°. The re-designed sensor is simply

tightened under an intake or water pump bolt. It can then be adjusted to your exact preference for on-&-off temperature. It is equipped with an A/C request system to turn the cooling fan on whenever the A/C compressor engages. This feature does not have to be used.


#AR-67

PROGRAMMABLE DUAL FAN CONTROLLER by Dakota Digital -

Fully programmable, it will work with your existing water temp gauge, operating from the temperature sending unit already installed! Features include: fully programmable "fan on" & "fan off" temperatures, user

adjustable time for fan operation after engine shut down & full digital LED readout. Box measures 3" wide, 2.75" high, 1" thick. Mounting is recommended inside the cab or alternate dry environment. Note: The use of a second relay RLY-1 (not included) will be required for dual fan or two speed fan operation.

#PAC-2750



DUAL FAN WITH SHROUD by Cooling Components.

2 X 12" electric fan-slimline 2-5/8" thickness

- lower engine operating temperatures
- saves horsepower
- better fuel mileage
- constructed of high-impact ABS material
- can be trimmed to fit your radiator

18"H x 28"W

CCI1226


18"H x 30"W

CCI1228

RADIATORS & FANS



17" ELECTRIC FAN by Derale - This shrouded fan forces the cooling air to pass through the rad core. Moves about 2700 CFM of air. Mounts on the front or rear side of the core. Simply flip over for front or rear mounting. 2 speed settings.
#16217



TRANSMISSION COOLER

In-line style, aluminum construction with anodized finish. It lowers transmission temperatures by as much as 30°.

Diameter-3" Length-18" **#R5052X-Dual Pass**



ELECTRIC FANS by Flexalite. The 118 is a 16" puller fan that flows 2500cfm It is 3.2" in thickness.
#118

The 116 can be reversed for more flexibility. It will flow 2000cfm & is 3.25" in thickness.
#116

Builder's Tip:

Walker recommends a 30 amp relay in the fan circuit. This will absorb the start-up current surge. A temperature sensitive switch can control the fan.



FAN MOUNT TAB - Most aftermarket electric fans have slots that accept this tab.
 Pack of 4 **#16744**

FITTINGS for Walker Rad Transmission Cooler (Walker Rads have a built-in cooler.) - Use 2 nuts & 2 of the 1/8 male pipe thread adapters.

Nut **#105X5**
 Fittings, 1/8 mnpt X 5/16 tube:
 straight **#202X5**
 45° **#352X5**
 90° **#402X5**



FAN SENSOR SYSTEM, Electric

All systems include thermostat, fuses, relay, wiring harness.

Wire Works

On 176° with 3/8 inch pipe thread **#AR-23**
 On 200° with 3/8 inch pipe thread **#AR-24**

Vintage Air

On 190° with adapter bushings **#24190-VUT**

Electric Fan Thermostat SWITCH ONLY

3/8 NPT single male terminal w/wire lead
 176/161 F **#AR-33**
 200/185 F **#AR-34**

Universal Gas Tanks

HANDY TIP ... GAS TANK VOLUME/CAPACITY

1 U.S. gallon = 231 cu. in \\ \\ **1 IMP. gallon = 277 cu. in.**

1 U.S. gallon = 0.83 IMP gal.

15 U.S. gallons = 12.5 IMP gallons

At 20 Miles Per Gallon, 12.5 gal. gives you a 250 mile range.

Travelling 60 MPH, 250 miles takes 4+ hours. So... a 15 U.S. gallon tank should take you about 4 hours (at 20 MPG).

"Tanks" makes gas tanks in polyethylene ("poly"), steel & stainless steel . These are not "Universal" tanks, but specific for the year & model of your vehicle. Tanks for Fords & Chevs are for most models - sedans, coupes, pick-ups, etc. Tanks does not make Chev tanks that mount behind the seat. Check with us for your vehicle. Order senders separately. Fuel capacity is in US gallons.

Builders' Tip: To seal gas tank gaskets , use a thin layer of Permatec Hi-Tac Gasket Sealer #97-BR (small tube on a card) or #98-H (brush on can).



Universal polyethylene tank.

27 X 17 X 9.5.

14 US gal capacity

#UT

Alloy coated steel tank.

15 X 7.5 X 34.

14 US gal capacity

#U9-A



Alloy coated steel.

Also available in stainless steel.

14.25 X 10.25 X 36.

18 US gal capacity

#U2-A

Universal alloy gas tank.

35 x 12 X 11.5

16 US gal capacity

#U3-G



Universal truck tank

Alloy coated steel.

16 US gal capacity

27 3/4 x 17 3/4 x 8 1/2

#UT-N-2

Universal car or truck tank.

16 gauge aluminized steel.


15.5 US gal capacity

30 X 16 X 8.

#U-4



GAS TANKS & ACCESSORIES



MODEL 'A' SADDLE TANKS - POLY

- Bolt on - no holes to drill
- Mounts with running board brackets, outside the frame rails, under the splash aprons
- Clearance built in for running board brackets & rear 4 link parts
- Top-mounted pick-up tubes so tanks won't empty if fuel line is broken (no dangerous bottom pickups)
- Not recommended for fuel injected cars.

Complete with 2 tanks, switchover valve, filler necks, with push thru cap, grommet & billet cap/plugs & detailed instructions.

Bolt-on steel neck, billet cap & grommet. **Call for pricing.**

'28-'29 Ford (8 gal. per side) **#28-EF**

'30-'31 Ford (7 gal. per side) **#31-EF**

Builders' Tip: To control the switchover valve, use a GM switch #329854.



'41-'48 Ford, '39-'48 Mercury Poly Tank



'53-'55 Ford F-100 Pick-up Poly Tank



'37 Chev Poly Tank



'41-'48 Chev Poly (coupe & sedan sizes) Available in stock or long length, left or right fill.



Chev Die-Stamped Gas Tanks for '41 through '54. Heavy gauge plated steel with baffles, large pickup tube, internal reservoir tray. NOTE: Does not fit business coupes. ('41-'48 Chev shown)



1932 Ford - Great for all '32's - most desirable for Hiboy's. This tank has a perfect bottom with all of the rounded corners! Tanks have the absolute look of an original Deuce tank but superior in many ways: straighter than original, heavier gauge than original, resistance



seam-welded, modern-style vented pick-up tubes, laser trimmed & accepts all 5-hole senders (Classic, VDO, SW). It has a stamped collar around a stock neck with no visible weld - just like the original! Includes TANKS stainless, non-vented repro cap. Fuel won't

splash out. For fuel injected motors, use the pumps listed under "FUEL PUMPS" for the 'G' series tanks. An internal reservoir tray is standard. Two sizes available: 11 gal. stock capacity & 14 gal. larger tank which is 1-7/8" deeper than stock.

11 gal. stock capacity

#32-ZS

14 gal. capacity

#32Z-D2

Stamped Reproduction Gas Tanks - Reproduction heavy gauge plated steel with street rod features. Tanks are 1.5" deeper to gain extra cruising miles, 20% thicker than other reproduction tanks, internal reservoir tray, top mounted fuel pickup, in-tank fuel injection pumps, correct neck location. **Call us for pricing.**



'34 Ford (with billet cap)

#34G

'35-'36 Ford

#35G

'37 Ford

#37G

'38-'40 Ford

#40G

'41-'48 Ford

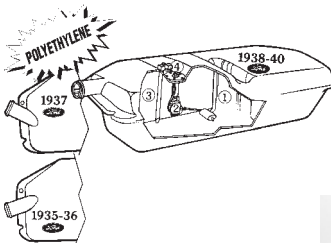
#48G



'33-'34 Ford Poly Tank - has bolt-on steel neck, billet cap. The bottom of this tank will be about 3/4" lower than the 34G. Also available in mild steel & stainless.

'33-'34 Ford Poly Tank with Flush-Mount Neck & Push-Thru Cap. Fits under gas tank apron. Call us for pricing.

#34-FM



Not a "Universal" tank. Neck is in stock location for each Ford year & model.

'38-'40 Ford Poly Tank



GAS TANKS & ACCESSORIES

FUEL TANK TO FRAME MOUNTING KIT - Tank mounts to one frame rail with the long bolt, spring, rubber pad & castle nut. The other side of the tank is mounted directly to the frame rail with two bolts & nuts. 1932/48
#B-9002-SK



GAS CAPS



Locking **#8A-18416-SS**
 Stainless **#8A-9030-SS**
 Stainless plain **#B-9030-SS**



Ford Script Locking Cap - Die casting, chrome plated with stainless steel key cover with **FORD** script. Includes 2 keys. 1932/48 spring loaded key cover.
#48-18416

CUSTOM FUEL DOORS by Tanks - Push-Thru Cap - No need to remove when filling. It has a stainless steel hinge with a magnetic Latch - push to open / push to close. Threaded tube connection - no soldering necessary. It also comes with a fuel-proof 6" long connection hose. you can order with a 45 degree enclosure or straight.

- #FFD-A Flat face w/45 degree box**
- #FFD-AC Curved face w/45 degree box**
- #FFD-C Curved face w/straight box**
- #FFD-S Flatface w/straight box**
- #FFD-K Fuel filler door kit no box**
- #FFN Cap, tube & hose no door**

Screw-on, aluminum - with O-ring. Used with Tank Filler Neck (Bungs)



#CC

COOLCAP by Ride Tech is manufactured from 316 stainless steel & polished to a bright mirror finish. The 3" diameter is only .080" thick & can be easily recessed if desired. The flush cap is actuated with a stainless interface key that will unscrew the cap from its O-ring seal. Neck diameter is 1.5". A stainless chain prevents leaving or losing the gas cap after filling up your tank. COOLCAP™ comes with all mounting hardware & instructions for easy installation.

#84000000



TANKS INC.

Same as above with 2" hose
#FN-FMC

Vented as original. 32-48 & 32-50 PU
#11C-9030-A



Non-vented & vented, stainless steel with a knurled edge. Fits all original & reproduction 32-48 Ford necks. This is the cap to use with TANKS 32-Y repro tank.

non vented **#TC-32**
 vented **#TC-32PV**

FUEL PUMP KITS, High Pressure/In-Tank - Adjustable from 7" to 10.5" deep. No welding required - components bolt together. You assemble to the depth of your tank & install. Heavy gauge mounting plate, adjustable plated steel support arm. For TANKS stamped reproduction tanks (above), put 'G' ahead of the pump number (e.g. GPA-2). Specs & pricing are the same as PA series. Save \$20 when buying a 'G' series tank & a 'GPA' series pump at the same time!

35GPH @ 40 PSI **#PA-1**
 54GPH @ 40 PSI **#PA-2**
 68GPH @ 40 PSI **#PA-4 PUMP**

GAS TANKS & ACCESSORIES



FUEL TANK SENDING UNIT - This new fuel sender is great for tanks with foam or welded in baffles. Adjustable for 6" to 12" tanks or 12" to 24".

SW & Classic gauges - 240-33 Ohms
 VDO gauges - 10-180 Ohms
 GM up to 1964 - 0-30 Ohms
 GM 1965 & up - 0-90 Ohms
 Early Ford & Mopar - 73-10 Ohms

#TAN-SW
#TAN-VDO
#TAN-GME
#TAN-GML
#TAN-ORG



GAS TANK FILLER NECKS (BUNGS) - Threaded 2-1/4" OD bungs come in mild steel & stainless for welding into your own tank. Used with #CC Gas Cap.

Mild steel 2" long **#4B**
 Mild steel 3" long **#5B**
 Stainless 2" long **#4BS**
 Stainless 3" long **#5BS**

FUEL SENDER - The Deluxe Fuel Pick-Up Tube Sender features a stainless-steel mounting plate & 3/8" OD x 13" long stainless pick-up tube (shorten or extend to match your own tank depth). Includes a cork gasket, five self-sealing mounting screws & instructions. It is designed with new heavy-duty flat-card technology resistance movement for greater accuracy, reliability, long-operating life & resistance to road-vibrations. The sensor housing easily rotates a full 360° on the stainless pick-up tube to position the float in any direction to clear internal tank baffles, side of tank, vent lines, etc.



#SN33DELUXE

PICK-UP TUBE - for fuel tank, 3/8" NPT - 3/8" NPT out
13" **#PT-13**
16" **#PT-16**

VENT VALVE - 90° for gas tank, 1/4" NPT - 1/4" Barb out
#VV

HALF COUPLING - (weld-in) For Pick-Up Tube or Vent Valve.
 Mild steel, 1/8" NPT **#11270**
 Mild steel, 1/4" NPT **#11271**
 Mild steel, 3/8" NPT **#11272**
 Stainless, 1/4" NPT **#4NPT-SS**
 Stainless, 3/8" NPT **#8NPT-SS**
 Aluminum, 1/8" NPT **#11170**
 Aluminum, 1/4" NPT **#11171**
 Aluminum, 3/8" NPT **#11172**

TOGGLE SWITCH - Double pole - double throw, 6 terminals. For saddle tanks to control the switchover valve.
#DS208

SWITCHOVER VALVE - for use with saddle tanks. Controlled by #TS switch (sold separately).

#FV1

FUEL TRANSFER ELBOW - 2" ID x 7/32" wall x 6" legs
 90° **#NE-90**
 60° **#NE-60**
 45° **#NE-45**



GAS TANK NECK GROMMETS - Made of high quality rubber.

1933/'34 **#40-9080**
 1935/'36 all **#48-9080**
 1937/'40 pass, '37/'41 pu **#91A-9080**
 1942/'47 pu **#21C-9080**
 1948/'52 pu **#7C-9080**
 1953/'55 pu **#BAAA-9080**
 1956 pu **#B6C-9080**

FUEL SYSTEMS/FITTINGS

Edelbrock
EQUIPPED



PERFORMER SERIES IN-TAKE MANIFOLDS

Call us for pricing & info.

PERFORMER SERIES CARBURETORS

Call us for pricing & info.



FUEL LINE & FILTER KITS

- With polished filter **#8131**
- With blue filter **#8134**
- No filter, barb fitting **#8126**

HIGH-FLOW FUEL FILTERS by Edelbrock -



Designed for high volume fuel systems, these high-quality fuel filters are manufactured from billet aluminum. These filters are 3" long, 1 1/4" in

diameter & include a 40 micron disc element with a -6 male inlet/outlet.

- Polished aluminum filter **#8129**
- Blue anodized aluminum filter **#8130E**

FUEL FILTERS by Billet Specialties - Designed for 3/8" fuel line & connect via a hose barb or -6AN fitting. Available in smooth or ribbed styles for carbureted applications only. Mounting bracket sold separately. Uses common replaceable filter (AC Delco #GF471)

Size: 4-1/2" long x 1-3/8" diameter

- Smooth Barbed **#42120**
- Smooth -6AN **#42220**
- Ribbed Barbed **#42320**
- Ribbed -6AN **#42420**
- Mounting Bracket **#42520**



Long straight heater hose



Straight heater hose



90° heater hose

CHROME FITTINGS & PIPE PLUGS

CHROME PLATED BRASS

DESCRIPTION	SIZE	PART #586-	PRICE
Straight heater hose	5/8" hose x 1/2" pipe	66369	
Straight heater hose	3/4" hose x 1/2" pipe	66376	
90 DEG. heater hose	5/8" hose x 1/2" pipe	66380	
90 DEG. heater hose	3/4" hose x 1/2" pipe	66382	
Long straight heater hose	5/8" hose x 1/2" pipe	66370	
Long straight heater hose	3/4" hose x 1/2" pipe	66365	



90° HOSE BARB MALE PIPE
CHROME PLATED BRASS



90° STRAIGHT

HOSE & PIPE	PART #916-	PRICE	HOSE & PIPE	PART #916-	PRICE
1/4 x 1/8	11051		1/4 x 1/8	11045	
1/4 x 1/4	11052		1/4 x 1/4	11046	
5/16 x 1/8	11053		5/16 x 1/8	11047	
5/16 x 1/4	11054		5/16 x 1/4	11048	
3/8 x 1/8	11055		3/8 x 1/8	11049	
3/8 x 1/4	11056		3/8 x 1/4	11050	
3/8 x 3/8	11057		3/8 x 3/8	11058	

NEW Thru Frame Fuel Fitting PURE Choice - Designed this to run fuel or other liquids or A/C thru a 1 1/2" to 3" boxed section of frame. If you have a Custom or Pro Street




chassis & need to run fuel lines forward these fittings are for you. Made from 6061-T6 aluminum with 3/8" npt female thread on both ends, requires a straight drilled 7/8" hole thru the boxed section of frame to install. This fitting can be shorten to fit any size frame.

#5910

FUEL SYSTEMS



PROFLEX STAINLESS STEEL BRAIDED HOSE by Russell - Provides maximum protection & reliability. More professionals & enthusiasts choose ProFlex performance hose. Constructed with a stainless steel outer braid that resists abrasion & corrosion. It has a CPE synthetic rubber liner with a nylon inner braid that will not collapse under extreme heat, yet it is extremely flexible.



IGNITION



IGNITOR I by Pertronix - Replace breaker point & troublesome factory electronic ignitions with a dependable, self contained & maintenance free electronic ignition system. Nearly undetectable presence under your distributor cap.



SPIRO-PRO 8mm WIRE SETS by Taylor - Taylor's best 8mm high performance import ignition wire available for street or track applications that maximizes fire power without radio interference. The Spiro-Wound conductor consists of a high conductivity resistor core, wound with a stainless steel wire & covered with a fluorocarbon silicone outer jacket. The Spiro-Pro comes standard in 3 colors: black, red or blue.

IGNITOR II by Pertronix - Develops on average four times more available energy between 3000 & 5000 RPM & two times more available plug voltage.
Please call for applications & pricing.



GAUGES

CLASSIC INSTRUMENTS - Designed & hand-assembled in the US, accurate & responsive movements, innovative designs, quality workmanship, leak proof glass lenses, "top of the line" All Series gauges available in 2,3,4,5 & 6 gauge sets. The sets will consist of either 3 3/8" or 5" gauges. If smaller gauges are included they will be 2 1/8". Bezel & pointer changes can be made upon ordering for an additional charge. Some series are available in flat or curved lens (curved lens has upgrade charge). Gauges can also be purchased individually.

How Classic Instruments designates their sets

Set 00 includes Speedo; Fuel Gauge; Oil Pressure; Water Temp; Volt Gauge *

Set 01 includes Tach, tach filter plus everything in Set 00.*

Set 02 includes Speedo & Quad Cluster *

Set 03 includes Speedo, Quad Cluster & Tach *

Set 04 includes Speedo, 2 Dual Clusters *

Set 05 includes Speedo, Tach & 2 Dual Clusters*

Set 52 includes Large Speedo & Large Quad *

Set 53 includes Large Speedo, Large Tach & Large Quad.*

*All sets include appropriate senders, internal night lighting sockets & bulbs, installation booklet, wiring diagram, mounting brackets & hardware. Speedometers are electronic programmable & easily adjusted to compensate for different tire/rear gear ratios. Speedos in KPH are available in most series. Classic Instruments are designed for use in a 12-volt negative ground system.



Tach-Force 55-9 Chev P/U



1953-55 Ford F100

Classic Instruments is proud to announce the next level in technology. With the push of a button, you can

program your vehicle's speedometer from the convenience of your garage to read in miles per hour, kilometers per hour or knots. The omnidirectional antenna gives you added mounting choices! This new innovative product works with any

manufacturer's speedometer. Two additional wires give you added features & benefits. The first gives you an extra speed signal for cruise control. The second wire can activate a relay or light which does a variety of things such as locking your doors or turn on a speed warning light at a predetermined speed.

CLASSIC INSTRUMENTS #SN-81
DAKOTA DIGITAL #GPS-50-2

Bracket for '47-'53 GM Pick-Up for easy mounting of the Large 5" Speedo & Quad Cluster into the Surround-Rings of the GM Pick-ups. Instruments & Surround Rings mount from the backside of dash & must be held in place using this sort of bracket.



#BRKTGMC



All American Nickel™



All American Tradition™



Vintage Series .



All American Series



Bomber series



Classic White



Esquire Series



G/Stock Series



White Hot Series



Hot Rod Series



Silver Series



Nostalgia VT



V8 Speedster



Red V8 Steelie



Traditional Series


Builders' Tip: GM 700-R & 4L60E TYPE ELECTRONIC TRANSMISSION - The stock GM vehicle speed sensor (VSS) in many late model GM transmissions can provide a usable signal your Classic electronic speedometer can respond to, if our VSS speed converter box is installed to change the original GM pulse signal rate. Classic Instruments stocks a converter box that allows any pulse rate from 2,000 to 250,000 pulses per mile (PPM) to be converted to a signal your Classic speedometer can read. At the time a set is ordered, we will credit the standard SN96 pulse generator & add the SN75 VSS Speed Pulse Converter where required.

GAUGES



Examples from the Individual Instruments Series:

Odyssey Series I offers fully machined aluminum housing, backlit annunciators for a completely 'blacked out' look when off, fully adjustable warning indicator & a high brightness vacuum fluorescent display for excellent daytime visibility.



Size: 2-11/16" x 1-7/8"
Bezel finish: satin or chrome

Display colour: blue or teal

Odyssey Series II offers standard 3-3/8" & 2-1/16" diameter housings. Using a high contrast, non-glare, scratch resistant lens, excellent daytime visibility is achieved. This series will dim down for night driving & has backlit annunciators for a completely 'blacked out' look when off. 5 or 6 gauge packages also available. Bezel finish: black or chrome



Examples of Universal & Direct Fit Instrument Panels:



Retrotech



Elliptical Designer Series



Round Designer Series



Oval Designer Series



1940-'47 Ford pick-up



'53-'54 Chev Car



Elliptical VHX



VFD System



1955-'59 Chev Pickup

VHX System



ANALOG GAUGE SET from Dakota Digital - A new look on a traditional layout, the dual round gauge format has been a design staple for generations. Allowing flexibility into nearly any type of vehicle, these 5.4" dual round packages complement several vehicle themes. Gauge housings machined from 6061 aluminum, finished in flawless chrome plating. Cutout diameter of 5", Depth of 1.85".

Fully lit needles, backlit faces, & highly visible LCD message centers are a few of the things that you can see which set the VHX Series apart from yesterday's traditional approach to instrumentation.

Dual gauge set VHX-1014-x-x

SIG-8 Universal Tachometer Signal Interface Unit -



The SIG-8 Tachometer Interface Unit is designed to allow a factory tachometer to function accurately after performing an engine swap to an engine with a different number of cylinders or tach signal.

#SIG-8E

SIG-5 Universal Speedometer Signal Interface Unit -



This unit can handle all of your electric speedometer signal conversion & calibration problems. The SIG-5 can recalibrate 8K pulse per mile (ppm) through 250K ppm electronic speedometer pulse rates. The SIG-5 is great for re-adjusting aftermarket & OEM electric speedometers on vehicles after changing rear end gears. The SIG-5 can also handle all of your speedometer pulse rate incompatibility problems.

#SIG-5-E

GAUGE PANELS



NVU's expanded offerings of gauges now come in all sizes. These period look instruments have the great styling features you have come to expect from New Vintage. The exclusive inner accent ring is on every set, others simply print silver on the dial, we took the time to add a real plated part to match our stainless bezel. The bold, wraparound deco styled graphics stand out without looking out of place. A domed glass lens caps off the look in a luxurious manner. The programmable speedometers are easy to program, hit the button, drive a mile, hit it again, you're done! Works with any speedometer sender aftermarket or stock. With or without our exclusive cover bezel, these sets have the right look, performance you expect.



5 GAUGE TRIM STYLE DASH INSERT by Billet Specialties - Gauges are recessed into the dash, adding dimension with classic styling & ball milled details. Panels are furnished with mounting hardware. 15 1/4" x 4 7/8" x 3/8" D.

#36525



6 GAUGE TRIM STYLE DASH INSERT by Billet Specialties - 19 1/4" x 6" x 3/8" D.

#36535



**DASH PANELS
CALL US FOR PRICING**

BODY ACCESSORIES

HIDDEN ANTENNA - Offers all the performance & quality FM reception of an external antenna without breaking up the clean lines of your vehicle. Works as well as a standard antenna (except for AM) but without the unsightly rod & mast.



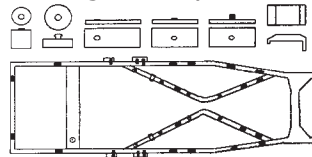
#WPA-1

BUGSCREEN RETAINER CLIPS - Rubber clips to hold your bugscreen to the grill shell - won't scratch. Large or small, 4 per package.

Small
Large

#SRK1004
#SRK2004

BODY TO FRAME CUSHION SETS - High density moulded rubber, each set includes all pieces necessary to mount the body to the frame. Mounting diagram included.



'37-'40 Ford
'42-'48 Ford

#78-5001
#21A-5001

DYNAMAT - Dynamat makes cars feel solid - doors & trunks slam snug, rain & wind noise virtually disappear & your interior becomes a quiet, comfortable cruising environment. Use Dynamat Xtreme on the interior sheet metal of your vehicle to stop vibration & reduce road noise. Add



Dynaliner or Dynapad to fight heat & low frequency hums from big engines & exhaust systems. You'll have the ultimate ride!

Dynaliner or Dynapad to fight heat & low frequency hums from big engines & exhaust systems. You'll have the ultimate ride!

Dynamat Xtreme

Wedge pack	(4 sq. ft)	#10425
Tri pack	(12 sq. ft)	#10435
Bulk pack	(36 sq. ft)	#10455

Dynaliner

1/8"	(12 sq. ft)	#11101D
1/4"	(12 sq. ft)	#11102D
1/2"	(12 sq. ft)	#11103D

Dynapad

(12 sq. ft)	#21100
-------------	--------

FLOOR & TUNNEL SHIELD.


Available in
21" X 2' #050501
21" X 4' #050502
42" X 4' #050503



INSULATION by Vintique - Uses "jute" material - a good sound deadener & with one foil side, it's also good for reflecting heat. 48" x 72" x 5/16" thick.

#HR-700770

HOT ROD HOOD LACING KITS - The solution for street rodders who are building cars with a mix of fiberglass & steel hoods & bodies. Hi-Tech rubber hood lacing has pressure sensitive adhesive on the back, so you just peel & stick.



3/8" wide x 3/16" thick x 8'
5/8" wide x 3/8" thick x 8'

#HR-16739
#HR-16740

RAD SHELL LACING KITS - Original type material with hardware (Ford):

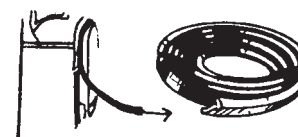
'32 pass, '32-'34 pickup
'33-'34 pass
'35 pass
'35-'37 pickup
'36 pass
'38-'39 pickup

#B-16739-S
#40-16739-S
#48-16739-S
#50-16739-S
#68-16739-S
#81C-16739-S

COWL LACING KITS - For Fords - Original type material with hardware.

'32 pass & '32-'34 pickup
'33-'34 pass
'35 pass & '35-'37 pickup
'36 pass
'37-'40 pass, '49-'51 pass & '38-'41 pickup
'41-'48 pass
'42-'56 pickup

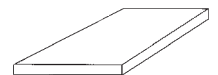
#B-16740-S
#40-16740-S
#48-16740-S
#68-16740-S
#78-16740-S
#11A-16740-S
#21C-16740-S



COWL TO FIREWALL SEAL -

1932 Passenger & PU
#B-35336

BODY TO FRAME SEALS - Used in 1920's & 1930's vehicles between the body & frame & many other places to prevent squeaks & rattling of adjoining metals. A must for proper alignment.



1/8" x 2" x 25' roll #SRE001

ADHESIVE BACKED FRAME WEBBING - This is a special body cushion with pressure sensitive adhesive on back.



20 ft roll.
#B-5000-AS

INSULATION by Bob Drake - A fiberglass mat 1/4" thick & aluminum foil face. Foil acts as a temperature barrier by blocking outside heat & maintaining inside comfort, fiberglass mat acts as a great sound deadener. 40" x 96"

#B-5010-FG

WEATHERSTRIPPING

SPONGE UNIVERSAL WEATHERSTRIP - For trunks, doors, hoods. These quality extrusions are made in the USA, are easy to install, they work & they last. **SOFF SEAL** has been an industry leader in the weatherstripping business for close to 20 years. Call us for pricing.



13/16"W x 11/16"T
with adhesive backing
#E006A



with adhesive backing
3/8"W x 3/16"T
#E1085



with adhesive backing
1/2"W x 1/2"T
#E1704



with adhesive backing
5/8"W x 3/8"T
#E1723



9/16"W x 1"T
#E715



3/8"W x 9/16"T
#E798



with adhesive backing
5/16"W x 1/8"T
#E1076



with adhesive backing
3/8"W x 3/16"T
#E1077

FENDER WELT by SoffSeal - is a paintable, pliable 1-piece welting - **not fabric**. No inner plastic bead! Seals fender to body, prevents squeaks, rattles, dirt, paint chipping. Call for price.



Top is 3/16" round. 25' package. Black.


#SRE002A



FENDER WELT- VINYL - Top quality black crushed grain vinyl. 1-1/2" wide with a 3/16" bead. 25 ft bead vinyl

#B-16070-A

DOOR SEAL KIT for Street Rods - An excellent solution for door seals on early Fords that did not have door seals originally. Also use on deck lids & rumble seats. Just peel & stick.



3/8" x 3/16" x 20'
5/8" x 3/8" x 20'

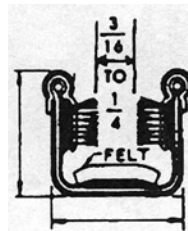
#HR-701980-S
#HR-701980-L



WINDOW GLASS CUSHION by Soff Seal - Has self-adhesive backing to stick onto the window frame. Looks great. **Call for price.**
25/64" wide x 1/2" tall
#E970

GLASS SWEEPER - Beltline Weatherstrip by SoffSeal for garnish mouldings. Glass wiper has "furry" inside surface so the glass doesn't stick to the rubber. Can be fastened using pop rivets or small screws, but the trick way is with 3M adhesive. 8 ft. length
3M Adhesive (147ml)
#SRF150
#81850

WINDOW CHANNEL STICK - "Cat whiskers" are the 1-sided strips generally used on garnish mouldings. "U-shaped" channels (shown at left) are generally used in division bars & guides for the glass to slide up & down in. All are 96" long.



CAT WISKERS, flexible, pile lining:

7/16" tall by 15/64" wide, ss bead

#YM3-96

9/16" tall by 1/4" wide, black bead

#M123-96

U-SHAPE, flexible, pile lining:

17/32" tall by 5/8" wide, no bead

#U-45983-7

5/8" wide by 9/16" tall, ss bead.

#U-45983-8

U-CHANNEL, super flexible, felt lined

8 feet, no bend, black bead only

#3A1

U-SHAPE, rigid, pile & felt lining:

1/2" wide by 3/8" tall, no bead

#U-45983-10

1/2" wide by 1/2" tall, ss bead

#U-45983-12

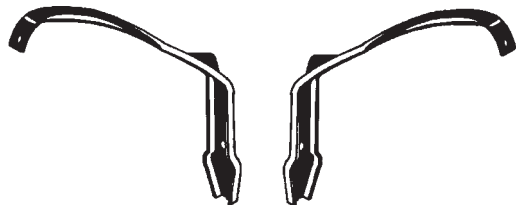
COWL VENT SEAL - With an inner lip to help channel water away from the opening.

'32 Ford Psgr & '32-'34 pickup **#B-700616**

'33-'34 Ford Psgr & '35-'36 pickup **#40-700616**

* There will be an extra freight charge per shipping tube.

FENDER & RUNNING BOARD ACCESSORIES




LARGE FRONT FENDER BRACES for Fords

1933/'34
1932

#40-16047/8
#340-3032




SUPPORT BRACKET FOR LARGE FENDER BRACE for '33/'34 Ford
#40-16067-B




RUNNING BOARD BRACES - Die stamped & painted black.
Sold in sets of 4.

1933/'34

#40-16485-S



FRONT FENDER TO FENDER BRACE BOLT SETS Note: 1928/'32 takes 1 set for one car; 1933/'34 takes 2 sets for one car. Set includes smooth head special carriage bolts, 2 washers & 2 nuts of like materials.
1928/'34 PSS #B-16026-SS



REAR OF FRONT FENDER BRACE - Fits just in front of running board under rear of front fender. Stamped steel, painted black. Ford '33/'34 pass.

#40-16094-A



FRONT FENDER TIE BRACKETS - Die Cast!! This clamps the front fenders together under the front grille. All hardware included.

1933/'34 painted black

#40-16088-B

1933/'34 chrome plated

#40-16088-C

HOOD ACCESSORIES



B-8220



B-8221



68-8226



46-8220

HOOD BRACKETS - This is a critical item for correct hood alignment. Accept no imitations, Vintique's hood brackets are triple chrome plated & include stainless steel mounting screws.

'32 pass & PU front, '33/'35 pass front, '33/'36 pass rear

#B-8220

'32 pass & PU rear


#B-8221

'35/'37 PU front & rear

#46-8220-A

'36 pass front (zinc plated)

#68-8226



HOOD HINGE BOLT WITH SPRING WASHER - Special hex head bolt with shoulder for hood support arm.

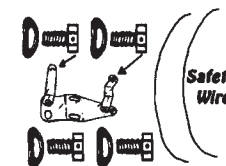
1937/'48

#91A-16610




HOOD ARM SHOULDER BOLT - Special slot head screw with shoulder for hood support arm. 1939/'48 pass & 1940/'47 pu'

#91A-16612-A



Safety Wire

HOOD HINGE BRACKET HARDWARE KIT - Special hex head bolts that have holes through the head for original safety wire. Kit includes 4 bolts, spring steel washers & safety wire. 1937/'40 Ford
#91A-16796-HK



CENTER HOOD STRIPS (HOOD HINGE) - Polished stainless steel. Vintique center hood hinge strips are the only ones made with the correct original inner shape.

1932, 32" long

#18-16632

1933/'36, 33" long

#40-16632



HOOD HINGE BRACKETS - 1938/'40 & 1940/'41 DELIVERY Available in powder coated glass black or polished stainless steel.

Gloss black
Polished S.S.

#91A-16796/97-S


#91A-16796/97-SST

HOOD & TRUNK ACCESSORIES

HOOD ARM & SPRING SUPPORT

1939 std & dlx, '41/'48 pass & '39/'47 pu
#91A-16782/3

1939 dlx, '40 std & dlx, with small bracket
#91A-16802/3



HOOD BUMPER KITS - Precision made kits feature exact shapes & details. 1932-'36 kits have moulded metal insets like originals & attaching hardware. 1937/'56 kits include

attaching hardware. No mix or match. **set**
 1932 pass & '32/'34 pu (12 pcs) **#B-16761-S**
 1933/'34 (14 pcs) **#40-16761-S**
 1935 pass & '35/'37 pu (16 pcs) **#48-16761-S**
 1936 (26 pcs) **#68-16761-S**
 1937 (20 pcs) **#78-16761-S**
 1938/'39 standard & pu (14 pcs) **#81A-16761-S**
 1939 dlx & 1940 (14 pcs) **#91A-16761-S**
 1941/'48 (12 pcs) **#11A-16761-S**
 1940/'41 pu (14 pcs) **#01C-16761-S**
 1942-'47 pu (10 pcs) **#21C-16761-S**
 1948/'52 pu (9 pcs) **#7C-16761-S**
 1953/'56 pu (6 pcs) **#BAAA-16761-S**



HOOD ORNAMENTS - For '32-'40 Fords. Die cast & chromed.

'32 **#B-8215**
 '34 Psgr **#40-8215**
 '35 Psgr **#48-8215**
 '36 Psgr **#68-8215**

'40 Std Psgr (includes release handle)
#01A-8215/18-A

'40 DlX Psgr (includes release handle)
#01A-8215/18-B

'40 PU (includes release handle)
#01A-8215/18



TRUNK HINGES by Rocky Hinge
 - Include mounting brackets & hardware. Steel arms (shown).
#TH001



HINGES - Articulated by Sachse Rod Shop - Can be used for hoods, trunks, tonneau covers & other vertical installations. They are not to be used as door hinges. The hood will lift up & away from the cowl.

Small size **#SRS400S**
 Large size **#SRS400L**

HOOD HINGES by Hagan - Open left, right, or off! Smooth




action spring loaded pins hold hood in closed position. Billet pull knobs hold these pins in an open or closed position making it easy for single person operation. Delrin lock blocks slip into aluminum receiver blocks that act like dovetails & auto

align the hood as it closes. These two parts are the contact surfaces so there is no chance of scratching up your paint job. All linkage is hidden inside the rails & you get 2 locking prop rods that store neatly alongside the rails.

Short hoods 32" or less **#HDH2832**
 Long hoods over 32" **#HDH3336**

HOOD & TRUNK ACCESSORIES



TRUNK STRIKER PLATE - Stamped steel, zinc plated, includes correct mounting hardware.

#A-41615

DECK & RUMBLE LID HANDLE - Die cast & chrome plated. Fits deck lid & rumble lid.

'32-'34

#40-702352

'35/'36 & '38/'39 Woody tailgate **#48-702352-B**

DECK & RUMBLE LID PAD - Moulded, has lip on the edge.

'28-'37 Ford

#A-702356-E

HOOD & TRUNK RELEASE CABLE KITS by Lokar - Machined billet aluminum handle assemblies with "U-cut to fit" cables, teflon-lined housing with aluminum fittings, cable stops & stainless steel inner wire. **All kits require cable-operated latches.**

Lengths shown for each kit:

HOOD RELEASE CABLE KIT - Outer housing is 18" inside the vehicle & 6' under the hood; inner wire is 9' long.

Stainless housing

#HR-1100HT

Black housing

#HR-1100U

TRUNK RELEASE CABLE KIT - Outer housing is 15' & the inner cable is 16'.

Stainless housing

#TR-1200HT

Black housing

#TR-1200U

COMBINATION HOOD & TRUNK RELEASE CABLE KIT -


Includes 2 handles. Hood release outer housing is 18" inside the vehicle & 6' under the hood. Inner wire is 9' long. Trunk release outer housing is 15' long & inner wire is 16' long.

Stainless housing

#CHT-1300HT

Black housing

#CHT-1300U



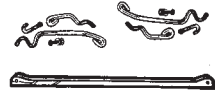
TRUNK LID PROP by Rocky Hinge

- Brushed aluminum "NASCAR" style prop.

Brushed

#UTP01B

HOOD PROP KIT - Stainless Steel - Eliminates resting your hood on the cowl. Includes all stainless steel attaching hardware & nylon washers to prevent rattling.



1928/universal

#A-16613-SS

HOOD & TRUNK PROP by Smart Parts - CNC machined hood & trunk prop arm is a great looking, simple way of holding up your lid without power. To release it, push on the "knee" & it swings down & out of the way. Comes complete with mounting brackets & spacers. Available in satin or polished finish.

#2040SP



HOOD & TRUNK RELEASE CABLE KITS

Single hood pull or hood & trunk (2-handle) pull come in polished or brushed finish. Designed for easy installation & removal. Cables can be unhooked from handles without affecting adjustments.

HOOD PULL - Comes with cut-to-fit 9' cable & housing

Brushed

#2020SP-B

Polished

#2020SP-P

TRUNK PULL - Comes with cut-to-fit 18' cable & housing

Brushed

#2022SP-B

Polished

#2022SP-P

HOOD & TRUNK PULL - With cut-to-fit 9' & 18' cable & housing

Brushed

#2021SP-B

Polished

#2021SP-P

HOOD PROP Universal by Hagan - Locks in the open position with a quick release ball joint. Stores neatly along the edge of your hood with a snap-in mount. Your hood is locked in position.

#HDP

TRUNK LID PROP - Telescopic design with self-parking feature that makes it a hands free support when extended into the upright position. Inner rod has allen screws that slide up & down into a slot cut in the outer tube. Outer tube has a notch machined into the bottom of the slot for the allen screws.

#0401024



LATCHES



CUSTOM FIT BEAR CLAW LATCHES

The vehicle specific bolt on bear claw latch installation kits are designed to replace your existing latches with safer easier closing bear claw latches. The kits are designed to retain your exterior door handles & door lock cylinders as well as your interior door handles.



Each latch kit requires a hole to be cut in your door to allow room for the new bear claw latches. The hole that is cut will be covered by the installation plate.

Each latch kit is available in steel. All kits come standard with stainless steel striker bolts. Templates, instructions, all necessary hardware & striker blocks or plates are all included. Each piece of this kit is made in the U.S & the bear claw latches are vehicle specific, not just a universal bear claw latch.



Chevrolet applications available;



- '47-'51 Pickup truck
- '52-'54 Pickup truck
- '55-'59 Pickup truck

Chevy truck bolt on bear claw latch.

(Please call for current pricing)

Ford applications available;



- '37-'40 Four window coupe
- '37-'40 Sedan delivery
- '37-'40 Fordor (front doors only)
- '37-'40 Tudor Sedan
- '40-'47 Pickup truck
- '48-'52 F-1 Pickup truck
- '53-'56 F-100 Pickup truck

F-100 bolt on bear claw latch.

BEAR-CLAW LATCHES

The standard for replacing old door latches. These "trip" rotary latches meet all Federal Vehicle Safety Standards & are rated for 750 pounds of holding force. The single rotor latch with "L" shaped release lever assures quick release action from either of two directions (down or horizontal). Latch body measures 3-7/8" x 1-1/4" x 13/16" with threaded holes & installs with 1/4-20 fasteners, not included.

- Latches + striker bolts **#L24**
- Mounting plates w/ screws **#L24M**

LOCKING BEAR CLAW LATCHES



Medium size, single rotor, "trip" latches & strikers. THEY'RE LOCKABLE! Push the lock lever down & the latch is locked, up & it's unlocked. Works with lock actuators or with interior door lock "buttons" found on many cars. Sold in pairs only.

- Locking Latches **#L24LK**

MINI BEARCLAW LATCH - Can be used to hold down hood or trunk lids. The striker can be made from a 3/8" bolt or some 3/8" round rod.



- Left hand (shown) **#MBC004A** pair

MEDIUM BEAR CLAW LATCHES by Rocky Hinge - Dual rotary latch kit with four bolt hole pattern or single latch kit with 3 bolt hole pattern. Includes 2 latches, strikers & mounting bolts. 3 1/2" long x 1 1/2" wide x 5/8" thick.



- As shown **#BC-001B**
- Latches w/installation kit **#BC-003B**

POWER BEAR CLAW by Rocky Hinge - Eliminate your door handles with power bear claw latches. Open you door inside or out with a button or keyless entry. Comes with striker bolts & mounting bolts.

- #BP002**



LATCHES




DOOR HANDLE MOUNTING KIT - For stock outside handles when using bearclaw latches. These spring-loaded activators mount inside the door & provide a link between the latch & the handle. Kit includes 2 activators & adjustable rods. Hole for handle shaft is 5/16" square.

#HL001

For stock inside handles when using bearclaw latches. These mount inside the door & provide a link between the latch & the handle. Kit includes 2 activators & adjustable rods.

#HL002

DOOR LATCH CABLE RELEASE KIT - Universal-style by **Lokar** features shielded pulley for a more direct pulling angle, U-Cut-to-Fit stainless steel cable wire, adjustable cable connection. Eliminates solid rods & bell cranks. Compatible with most door handles & latches.



#DLR-2100 kit

CABLE INSTALLATION KIT by Watson's Streetworks - May be used to connect between the handle & the latch. 30" of aircraft cable. Delrin® plastic pulley to allow some vertical offset of the handle from the latch. Wire retainer to keep the cable in the pulley groove. Pulley mounting hardware, cable ends & instructions. Make your life a little easier.



#L22C

MAGNET ENTRY SYSTEM - With MagTech™ by **Watson's Streetworks** - The magnet is the "key". Place the magnet close to the hidden switch & it opens the door. Complete with keys, switches, clips, 40-amp relays & a backup button in case you misplace the keys.

2-door set up
1-door set up

#L20
#L20S

MEDIUM BEAR CLAW LATCHES

Left **#1-400L**
Right **#1-400R**



EXTERIOR HANDLE MOUNTING KIT by Rocky Hinge - No welding required! Rocky's exterior handle mounting kit is designed to operate bear claw latches with your O.E.M. handles. This small unit is 1" thick x 2 1/2" long x 2 1/2" wide & mounts in your door with your handle mounting screws. Available in horizontal or vertical for '32 - '48 Ford


#BH01 vertical
#BH01 horizontal



TRUNK LATCH - Bottom mount. Complete with striker bolt & hardware.
#HT001



TRUNK LATCH - Side mount. Complete with striker bolt & hardware.
#HT002



TRUNK LATCH - Flush mount. Complete with spring-loaded striker pin that helps pop the trunk lid, plus hardware.
#HT003



HOOD LATCH - With safety catch. Spring-loaded striker pin to raise hood slightly. Flush mount. Mounting bolts included.
#HT004



HOOD LATCH - 1932 POLISHED S.S.

1932 pass & '32/'34 pu

#B-16750-SS

1932 hood latch screw kit, all stainless steel, 16 pcs. - enough to mount 4 latches.

#B-16750-SK

RUMBLE LID & DECK LID LATCH - Cadmium plated with mounting screws.

28/29 trunk or rumble & 30-34 trunk.

Lock collar 1" tall.

#A-52501

Note: accepts #A-702352 & #40-702352 handles.

For rumble seat:

use #A-52500-S striker.

For trunk:

use #A-41615 striker.

DOOR ACCESSORIES



FEMALE DOOR DOVETAILS - Includes stainless steel hardware.

- 1932/'36 rdstr & phaeton, Blk **#18-35576-BS**
- 1932/'36 rdstr & phaeton, S.S **#18-35576-SS**
- 1932/'34 closed car & cabriolet & pu, steel **#B-35576-SS**



DELUXE MALE DOOR DOVETAILS - Highly polished show quality stamped stainless steel & include like hardware.

- '32 closed car, '32-'34 PU **#18-35577-SS**
- '32 3W, '33-'40 closed car, '35-'41 PU **#40-35577-ASS**



LOWER DOOR SEALS - Excellent quality rubber. 1932 rdstr kit (2 doors)

#B-701980

DOOR HINGE PINS

Polished stainless.



- '28-'31 Ford (not for hinge pin mirrors)
1-13/16" long, 0.242" dia. **#A-46335-SS**
- '32-'48 Ford Psgr & '32-'52 PU
2-1/2" long; 0.275" dia. **#50-46335-SS**



DOOR PROPS - Polished stainless rods hold the doors open at events. Fit all bearclaw latches. **#DP01**

MANUAL SAFETY LOCK KIT WITH WARNING LIGHT



by Rocky Hinge - Manual safety locks feature an internal spring loaded detent for more clearance. They are operated manually from inside your car & feature a micro

switch for a warning light function. All lock kits come complete with two manual locks, wire, stainless mounting bolts, warning light, brushed aluminum knobs, & an installation guide

#MSL001

SUICIDE DOOR LOCK KIT - Power suicide doors should have a secondary security system. Rocky Hinge locks include brushed aluminum knobs, mounting brackets, warning light & 5-pole switch.

#PDL001

SUICIDE DOOR LOCK Kit - Includes 2 lock units for both doors along with aluminum door lock escutcheons.

#40-46105/6-SDL

1-888-876-2124

REMOTE CONTROL SYSTEMS by Watson's Streetworks.



The **GEMINI** remote control gives you two functions in perfect harmony to open either two doors, control power door locks, operate one window up & down, operate two power windows down only, etc. Now, you don't need extra relays to do some of

these things ... they're built-into the receiver! Built-in user programming so that if the unit becomes deprogrammed, you can reprogram it yourself! It includes 30 amp relays built into the receiver so you can power solenoids or actuators with power to spare. 12 gauge power wire leads. Built-in fuse holder with fuses included. Pre-wired for channel #1 & #2 backup switches (switches not included). Each of the 2 transmitters has 2 buttons to give you "single-button" convenience for each function. Optional ignition disable so that doors can't be accidentally triggered while the car is running. Butt connectors & great instructions.

#L-GM2Z



The **LUCKY 7 by Watson's Streetworks** has more functions & more versatility in a new remote control. 7-functions to do nearly anything you want. Functions #1 & #2 trigger 30 amp relays that are built into the receiver for door latch release or reverse polarity operations, too! The other 5-functions control 30 amp relays & can be set up to do (for example) 2-door power windows up & down, plus a trunk release or driver Power window up & down, passenger power window down only plus power trunk up & down or well, you get the idea. All with relays.(note - channel #7 is a pulse output.) User re-programmable. Channels #1 & #2 backup switch leads (switches not included). Optional ignition disable.

#L-LK7Z

DOOR ACCESSORIES

HIDDEN HINGES by Rocky Hinge - Kits have bushed swing arms & 3/8" ground should bolt pins. Pre-aligned & welded to 1" square tubing to make installation faster & easier. Comes complete for 2 doors with mounting hardware, recess pockets, extra bracing & installation instructions.



Hinge kit with bracing

#HK001

HIDDEN HINGES by Hagan's - Spring loaded door stops hold doors open. Tension is adjustable so you can set the stop to suit the weight of your doors. Full adjustment in all 3 dimensions with the turn of a bolt, no shims necessary. Properly bushed with GM style flanged bushings. Pictured instructions with installation video to guide you. Hidden dome light switches.



#HHH

Door Solenoids by Watsons Streetworks - You want more power, you want fast action, StreetWorks Solenoids have it. They work the way you want, with 40 pounds of pull so they work with original latches. Package includes solenoids, cables, pulleys, connectors, wire hardware & instructions. Solenoid & bracket measure approximately 2-3/4" wide x 2-1/16" high (thick) x 4-1/4" long.



Single kit

#L22NS

Double kit

#L22N

MAGNUM SHOOTERS by Dakota Digital - Eliminate those unsightly wires in door jambs, trunks, pickup beds & tailgates. Spring loaded & fully adjustable. One pair completes one door.



1 function

#MGS-1

2 function

#MGS-2

2 function w/pin switch

#MGS-2P

3 function

#MGS-3

4 function

#MGS-4

4 function w/ pin switch

#MGS-4P

5 function

#MGS-5

DOOR JAM SWITCHES



DJ-23 (Ford)



DJ-24 (GM style)

Universal with 2 contacts for fiberglass cars (not shown)

#DJ-16

GEAR MOTOR ACTUATOR - For bear-claws & some original latches made after about 1960, these actuators will provide the power needed to trip the latch. Tested at 13 pounds of pull, with a 7/8" travel, these will also work for door locks when used with a polarity reversing module (such as our #L07-W). The actuator comes with the mounting & connecting hardware shown. (5-1/4" long x 2-1/4" High x 1-1/8" Deep)



#WI-29

#WI-29

DOOR JAM CONDUITS - STAINLESS - Made from continuous-wound stainless steel spring wire. Kits include rubber grommets that hold the conduit in one end & Nylatron bushings that act as a guide to let the conduit slide through it.



#FWC

DOOR POPPERS - Spring loaded. Guaranteed to pop open the most stubborn doors. Fully chromed with rubber tip that will not scratch body or paint.



#DP2000

PLASTIC WIRE LOOMS - A fixed grommet at one end secures in the jam. A sliding grommet for the other end goes into the door. Will handle LOTS of wires. Black plastic.



#P-MWL



DOOR POPPERS - Help get the striker bolt out of the latch when the latch is released. 5/16" travel x 1 3/4" deep good for 25lbs. Can also be used with trunk lids.

#DP-1


DOOR POPPERS - Help get the striker bolt out of the latch when the latch is released. Machined aluminum. Body measures 3 9/16" long. x 1.5" stroke. Can also be used with trunk lids.



#DP-3

POWER WINDOW KITS

POWER WINDOW KIT Cable Driven Delco Motor Kit by Specialty Power Windows



The most versatile kit available & simple to install. This lift kit completely replaces your old crank handle & regulator. Complete kits contain lower glass channel, GM switches, complete wire harness with switch & motor plugs, flexible stainless steel wire conduit kit for the door opening, written & video instructions. This regulator

only requires 9 1/2" clearance beneath the glass & bottom of door. All two-window kits can be ordered with either chrome, black, console or arm rest switch kits. The arm rest switch kits will fit either Valley Auto Accessories or Big Al arm rest. (Be sure to order the arm rest for Specialty Power Windows switches.)

Complete two-window kit
chromed switches

#PWL-2C CHROME

Basic kit (does not include switches, wire harness or flexible wire conduits)

#PWL-2P

Complete four window kit with chromed switches

#PWL-4C CHROME

DIRECT FIT POWER WINDOW KITS - Also available for:

'57-'62 Corvette

'67-'81 Camaro

'64-'72 GM Midsize

'46-'48 Ford

Model A Ford

'47-'72 GM Pickup

'55-'57 Chevy



NU RELICS POWER WINDOWS LLC manufactures make & model specific power windows for vehicles from 1928 into the 1980's. We have models for General Motors, Ford's, Mopar's & even Studebaker's. We also are willing to look at models that are not stock items. Our direct bolt-in power window regulators mount into the original mounting holes. Our electric windows work great with curved glass.



WINDOW CHANNEL SET - UNIVERSAL by Hagan

You need this set:

...if you wish to remove the vent windows,

...if you are transforming a hardtop into a convertible,

...if the original vertical window channels are rusted/missing. Comes with 4 channels & brackets to replace front & back vertical channels in 2 doors & instructions.

DOOR HANDLE PADS - Protect the paint from the door handle mounting flange.

'28-'34 open & '28/'29 PU

#B-702356-BS

'28-'34 closed & '30-'36 PU

#B-702356-BS

'35-'37 psgr & '37-'47 PU

#48-702356

FLAT GLASS POWER WINDOW KIT

This kit has the motor off to the side & includes right & left regulator, 2 floating channels, illuminated switches & cross-over wiring kit. Power window kit will work for all windows with flat glass only that go straight up & down

& are between 6" & 24". **Sold in pairs.**
#DOL-PW-100



Console Plate Power Window Switch Kit by Watson's Streetworks



Billet 3-wire rocker switches inside an attractive billet console plate that's 2-1/4" wide by 2-1/2" high with brushed finish.

#L39-BCD

Billet Oval Lighted Switch Kits by Watson's Streetworks



- 2-11/16" wide by 1-15/16" high frame, with 2 polarity reversing modules, wire leads & instructions.

Single window kit

#L39-5BOS

Double window kit (two single switch panels)

#L39-5BOD

Triple window kit (as shown, one two-switch panel & one single switch panel)

#L39-5BOT



POWER WINDOW SWITCH KITS - Illuminated, Billet

Beautiful billet 5-wire rocker switch into a rectangular 2-5/16" high Illumination comes through 2 in each finger dimple. The frame studs from behind. All kits include

switch(s), plug(s), frame, terminals, wire leads & instructions.

Single switch (1-1/4" wide)

#L39-5BS

Double switch (2-1/4" wide)

#L39-5BD

Triple switch puts dual switches on the driver door & single on the passenger door.

#L39-5BT

POWER WINDOW SWITCH by Rocky Hinge

Factory look with modern convenience. Rocky's power window switches allow you to use your factory window crank handles to operate your power windows.



Square 3/8 shaft

#PWS01A

Square 5/16 shaft

#PWS01B

'50-'85 GM large spline

#PWS50-85

'47-'66 GM truck spline

#PWS47-66

'37-'49 GM car spline

#PWS37-49

DOOR HANDLES


NEAT 'NOBS by Watson Streetworks - (Billet aluminum)

The simple, neat way to open bear claw style latches from the inside. Attach the release knob directly to the latch or use our "remote" kit to mount away from the latch. A simple downward push of the knob actuates the latch & opens the door. The trim ring & knob are easy to install & provide a smooth, clean look. Neat Nobs are the perfect inside latch release.



Oval trim plates are 1-5/8" x 2-1/4".
Round trim plates are 2-1/4" diameter.

Oval w/ smooth knobs **#B14OVS**
Oval w/ turned knobs **#B14OVT**
Round w/ smooth knobs **#B14S**
Round w/ turned knobs **#B14T**
Release cable kit **#B14R**



B14R

BALL MILLED DOOR HANDLES & WINDOW CRANKS by Billet Specialties - Crank up your interior with billet door handles & window cranks.



Door handle part numbers;

GM to 1948 **#45425**
Ford to 1948 **#45325**
GM/Ford 1949 & up **#45525**



Window crank part numbers;

GM to 1948 **#46425**
Ford to 1948 **#46325**
GM/Ford 1949 & up **#46525**

RAIL DOOR HANDLES & WINDOW CRANKS by Billet Specialties



Door handle part numbers;

GM to 1948 **#45428**
Ford to 1948 **#45328**
GM/Ford 1949 & up **#45528**



Window crank part numbers;

GM to 1948 **#46428**
Ford to 1948 **#46328**
GM/Ford 1949 & up **#46528**


1-888-876-2124

INTERIOR DOOR HANDLES by Smart Parts - (Billet aluminum)

Mount in any position, works with most after-market & stock door latch systems, 5 ft. super-flex cable allows for tight curves/angles. Also great for trunk/hood release (longer cables available). Includes mounting brackets, screws, cable clips, instructions & templates. Easy to disassemble for polishing, plating or powder coating. Made in Canada.



5-5/8" wide x 2-7/8" **#2001S**
polished **#2001P**
4-3/4" wide x 2-3/8" **#2002S**
polished **#2002P**



Oval Billet Interior Door Handles by LOKAR-

(Billet aluminum) Rubber trigger stop provides quiet return of lever. For 2 doors, c/w mounting back plate &

hardware. Use w/DLR-2100 cable kit

Billet **#IDH-2000**
Polished **#IDH-2001**
Black **#XIDH-2000**
Cable kit **#DLR-2100**



BANJO Window, Door & Crank Handles by Trique MFG.

A perfect way to compliment your steering wheel & finish off your interior

Window crank **WL05**
Vent Window **VWL**
Door Handle **DL05**

EXTERIOR DOOR HANDLES - for Fords - die cast & chrome plated.

'32 closed car except 3-W & cabriolet

passenger **#B-702350**
driver **#B-702351**

'32 3-W & cabriolet, '33-'34 closed car

passenger **#40-702350**
driver **#40-702351**

'32 3-W & cabriolet, '33-'35 closed car

locking - per pair **#40-702350/1-L**

'32-'34 Pick-up, driver or psgr **#46-702350-P**

'35-'36 Pick-up, driver or psgr **#50-702350**

'38-'47 Pick-up & '38 Std. car **#81A-702350-A**

'40 closed pass. car **#01A-702350**

DOOR HANDLE SCREW KIT - For outside handles. Stainless.

'28-'34 Ford for:

metal frame doors, 4 pieces **#A-702350-SKM**

wood frame doors on Fordor sedans, 8 pieces

#A-702350-SKW

DOOR HANDLES



Door, Window & Crank Handles by Clayton Machine Works
 Drilled i-beam styling, inserts can be painted or upholstered, durable chrome plating & fits GM, Ford & Chrysler.

Door handle
 Window crank
 Vent crank

PT-102
PT-103
PT-104

ELLIPTICAL DOOR HANDLES by Clayton Machine Works


- Durable chrome plating, includes 3 bezel inserts (carbon-fiber look, brushed aluminum & black). Size: 4.5" x 2"



Styles from top right to bottom left:

EL-502,EL-503,EL-504

PRO-TOURING DOOR HANDLES & WINDOW CRANKS by Clayton Machine Works



Designed to fit 1949-up GM & Ford splines, these new handles are a perfect addition to your muscle car or hot-rod. Machined from billet aluminum, powder-coated, then re-machined to create dynamic high-lights,

Window Crank
Door Handles

PT203
PT202

DOOR-LATCH RELEASES by Clayton Machine Works

- Pivot action, durable chrome plating.



Smooth knob & bezel
#LR-702

Grooved knob & bezel
#LR-703

DIMMER SWITCH COVER by Clayton Machine Works

Chrome plated. Rubber or chrome pad.

Rubber **#DC-602**
 Chrome **#DC-603**



DASH KNOBS by Clayton Machine Works

- Chrome plated, smooth or grooved.

Size: 7/8 " diameter

Smooth **#DK-802**
 Grooved **#DK-803**



VINTAGE AIR STYLE DRESS UP KNOBS by Watson's Streetworks

- Have all your dash knobs match your Vintage Air Control unit. Watson's has

matched these knobs to match Vintage's A/C control panel knobs so you can have a completely uniform, matching interior.

for 3/16" shaft **#B14VN-3/16**
 for 1/4" shaft **#B14VN-1/4**
 10-32 thread shaft **#B14VB-10-32**

CARPET



AUTO CUSTOM CARPETS, INC Carpet flooring is at the heart of what Auto Custom Carpets, Inc. is about. From cut & sewn for the early models to precisely molded sets for later models, we offer over 15,000 styles to fit vehicles from the 1940s to the present. All of which are available in their original material & color. No interior restoration project is complete without an ACC carpet.

- 7 original materials
- Over 325 original colors
- Easy installation
- Meets or exceeds OEM specifications
- Perfect fit
- Matching floor mats available



SEATS



OTHER SEAT TYPES & STYLES AVAILABLE



Split adjustable back bench

Buckets adjustable back



WISE GUYS SEATS

- Ready to upholster, Center fold-out arm included, Excellent thigh & lumbar support, Rear of seat folds forward & reclines, Seat base folds forward to allow storage under the springs, Seat frame can be mounted to the floor or use Seat Tracks listed below, 16 Gauge Steel Frame, No Sag Springs, Multi-Density Foam Pack, 2-12 Volt Power Receptacles (for cell phone)

Call us for pricing.

'28 -'34 Ford coupe/roadster

#S100W/F&CFO

Other widths & applications are available.

Manual Seat Adjuster Tracks

#OC100



BOMBER SEATS -Vintage-sye Hand formed from .090" aluminum, this aircraft bomber style seat has a 20 degree lay-back design for increased comfort. Seat measures 16" wide & 21" tall. Measures 4-1/8" from the top of the side rail to the bottom

of the seat.Sold as a pair.

#910-70057



SEAT RISERS by LANGDON

They are made of 10 gauge steel, come fully-finished, & include the nuts, bolts, & washers. Seat risers come in two sizes: 2" extends to 2 1/2", 4" extends to 6 1/2", the overall length is 15", hole spacing at 14".

#SR2

#SR4

Pro90 LowBack seat by Procar - The PRO 90 Lowback offers that vintage look, great for restoring old muscle, vintage VW, exotic, kit or off-road vehicles. The Lowback fits that look, you have been trying to accomplish. Sold each.

80-1400-51L

80-1400-51R



Classic LowBack seat by Procar

The Classic Lowback, All the great style, comfort & feel of the traditional Classic- in a Lowback approach. Sold each

#80-1550-51L

#80-1550-51R



INTERIOR ITEMS

SEAT BELTS - by Beams Industries Inc. - Available in non-retractable & retractable & 2 pt or 3 pt. Colors available are black, tan or grey. (x) means colour



- 2 pt, non-retractable, chrome buckle, 74",
#BEA1800-7xxx
- 2 pt, retractable, chrome buckle, 66" Bucket seat
#BEA800P-xx
- 2 pt, retractable, chrome buckle, 74" Bench seat
#BEA800-xx
- 2 pt, non-retractable, 60", push button
#BEA1201-7xxx
- 2 pt, retractable, push button, 66" Bucket seat
#BEA23122P-xx
- 2 pt retractable, push button, 74" bench seat
#BEA23122-xx



SEAT BELTS - by Allstar 2-point nylon webbed lap belts. manually tightened. GM style buckle. Sold WITHOUT mounting hardware. Colors available: Black, gray, tan & Charcoal Sold each (x) denotes colour

#ALL9811x

3 point seat belts with 2 points on the floor & 1 on the B pillar Easy push button release.

#ALL9811x

SEAT BELT ANCHOR PLATES - Distribute the attachment load over a broader area for a more secure mounting. Plates are to be used under a steel floor & are designed for use with regular lap (non-retracting) belts. Sold in sets of 2 plates (enough for 1 seat)

#ALL98120

SPEAKER POD MAP POCKET - Fiberglass, ready to upholster or paint. Length 16", thickness 2-1/2", height 7-1/2" at large end & 4" at narrow end. Maximum 6-1/2" speaker grille will fit in large end. Narrow end is hollowed out.



#3070



For 6 1/2" speakers & 7 1/4" grille

#3072

For 5 1/4" speakers & 6 1/4" grille

#3073



SPEAKER GRILLES by Smart Parts Polished(p) or satin(s) ring with stainless mesh.

#2060 - 6-1/2" speakers,

#2061 - 7-1/4" speakers,


BRUSHED

POLISHED


SEE PAGE 107 FOR MATCHING SPEAKERS & OTHER STEREO COMPONENTS

ARM RESTS by Smart Parts - Hand-laminated fiberglass for the interior of your vehicle. Easy to install with 1/4" mounting screws & anchor included. Gel coat allows sanding; cover in any material or paint. Complete installation instructions included!

- Roadster (2pc) **#3050SP**
- Hot Rod **#3051SP**
- Shorty **#3052SP**
- Coupe **#3053SP**
- Classic **#3054SP**
- Tri-5 **#3055SP**
- Slick **#3056S**
- Slick II **#3057**
- Grabber **#3058S**
- Boattail **#3059S**
- Sixty's **#3060S**
- The Edge **#3061SP**
- The Merc **#3062SP**
- TRI-5 MINI **#3065S**



INTERIOR ITEMS



ALUMINUM ACCENT TRIM by Smart Parts - Add the finishing touch to your interior, Prepolished 60"x 1/4"x1/4" predrilled & tapped with fasteners. 3 styles, 1/2 round, square, & peaked. Sold per 60" length, polished.

- Half moon #2080P**
- Square #2081P**
- Peaked #2082P**

PUSH LENSE DOME LIGHT by Smart Parts

Housing made from milled aluminum. Works in any rod, custom or truck. Push lense operation. Available in polished (p), satin(s) finish or black plastic(b)

- 2052B Single Lens Black Plastic**
- 2053B Double Lens Black Plastic**
- 2052S Single Lens Satin Finish**
- 2053S Double Lens Satin Finish**
- 2052P Single Lens Polished**
- 2053P Double Lens Polished**

INTERIOR LIGHT by Smart Parts -



Use as interior accent, dome light, under hoods or in trunk. Waterproof socket for use in wet conditions, such as roadsters or as side marker light. Mount at any angle. Cool, soft low-amp bulb won't "burn" upholstery.

- Oval 3.5" x 1.75"**
- satin **#2050S**
- polished **#2050P**



Tear Drop 3" x 1.75"

- satin **#2051S**
- polished **#2051P**

INTERIOR LIGHT POD by Smart Parts -



This oval fiberglass light pod #SP3040, mount the Smart Parts oval light #2050, in sharp corners or to space, or angle our lights, extra deep, easy to cut, easy to modify, easy to

INTERIOR LIGHT POD by Smart Parts -



Fiberglass light pod, #SP3043. Mount the Smart Parts double dome light #SP2053, onto curved areas such as truck cabs or use in low clearance areas, like headliners, or to tilt the light for better angles. Extra deep fiberglass construction enables you to trim the mount to any contour. Sold per unit in white gelcoat.

- #SP3082(single)**
- #SP3083(double)**



cover. Sold per unit, in white gel coat. #SP3041 fits the teardrop light #2051

#SP3080(Oval)

DOMELIGHT by Clayton Machine Works -

Chrome plated, frosted lens. Size: 4.5" x 2" x .75"

#DM-402



CUPHOLDERS by Watson's

- Stainless steel **#43010 2 5/8" x 2" deep**
- Black **#43032 3 1/4" x 3" deep**
- Aluminum **#IT-MAC 3 1/4" x 3" deep**
- Stainless Steel **#43025 3.5" x 2" deep**

INTERIOR LIGHTS by Watson's

Stylish lights for interior or decorative type use. 1-7/8" x 1-3/8", snap in from behind the panel. Lens body is internally plated for reflectivity, with twist in socket for use with #194 bulbs (clear bulbs included). Waterproof, but not recommended for taillight or turn signal use. **#L53N**



STEREO COMPONENTS

SECRETAUDIO by Custom Autosound - Secretaudio is a hidden audio system that offers great flexibility for mounting in any type of vehicle. The main receiver/amplifier unit is usually hidden under



the seat, or behind the dash. A flush mount bezel is included for console or dash mounting. The small dimensions of the flush mount system allow you to install the LCD display almost anywhere. The Secretaudio SS model remote is a 'RF' (radio

frequency) remote. With the RF remote you do not have to be in direct line of sight with the display. In fact, you can use the RF remote from up to 40 feet away, & control all functions of the system.

Radio only

#SST

WINDOWS & WINDSHIELDS

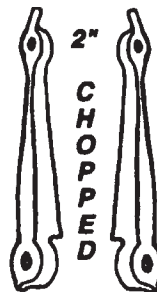


WINDSHIELD WING NUT - Original stubby style. Die cast & chrome plated. Thread: 3/8-24 - 1932/36 open car
#B-351000

WINDSHIELD LOWER STANCHIONS -Includes pads & hardware. Die-cast chrome plated.
1932 rdstr & phaeton
#B-37132-S

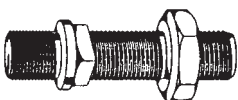


WINDSHIELD FRAME CONE - Die cast chrome plated. 1932/36 rdstr & phaeton
#18-37154




WINDSHIELD UPPER STANCHIONS 1932 - Die stamped from stainless steel. Complete with cups & liners. Left hand sides have post mirror mounting hole for #18-17700-P. Chopped stanchions do not have wind wing bracket holes.
#18-37136-CHP

WINDSHIELD FRAME STUD - Don't be fooled by imitations. VINTIQUE studs are made with the correct shoulder & tapered nut. Thread: 3/8-24 both ends.
1928/'36 open car **#B-37158**



WIPERS



WINDSHIELD WIPER KITS by Specialty Power Windows - Dual wiper drive kit has two wiper shafts which accept arms that fit 1/2" fine spline knurls or 1/4" shafts. Output shafts are driven by a remote mounted commercial duty 2-speed wiper motor with 300 inch lbs. stall torque. The sweep is adjustable from 90° to 160° in 10° increments. All kits come with standard 72" drive cable, written & video instructions. **Kits do not come with arms or blades.**

NOTE: Kits are best suited for cars under construction.

Base Kit does not include switch or wiring. Includes basic wire diagram & diagram for 84-89 Camaro column switch.

#WWK

Complete Drive Kit with 2-speed standard self-park switch kit

#WWK-2

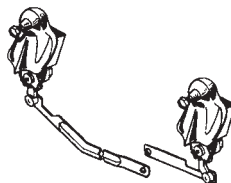
Complete Drive Kit with 2-speed intermittent self-park switch kit.

#WWK-2I

Long Drive Cable & tubing 144". This allows the motor to be mounted away from the dash board front kick panel area. (Use for upgrade on 72" kits.)

#XLWD

WIPER TOWER ASSEMBLY - Die cast & triple chrome plated. Heavy duty drive chain. No more broken chains. Includes all mounting hardware & chrome wiper shaft nuts.



1937/'39 convertibles

#78-17552/3

1940 convertible

#01A-17552/3-C

1940 coupes & sedans, 1941 sedan delivery

#01A-17552/3-D



WIPER TOWER PADS - Needed to seal wiper towers to cowl. Moulded with lip.

1937/40 convert

#78-17556

1940 coupe, sedan & '41 sedan del

#01A-17556

WIPER MOTOR KIT by Mighty Wiper - With motor, wiper arm & blade. Available in 1", 1.5", 2", 2.5" & 3" shaft length.

1" shaft

#MIT-WMS1

1.5" shaft

#MIT-WMS15

2" shaft

#MIT-WMS2

2.5" shaft

#MIT-WMS25

3" shaft

#MIT-WMS3

WIPER ARMS & BLADES by Specialty Power Windows



For flat windshields. Billet aluminum arms & blades are 10" long, available straight, bent left & bent right. To determine the bend: Imagine that you are in the driver's seat & the wiper arm pivot is at the bottom of the windshield. A "left" bend arm

goes up from the pivot & angles to your left. Arms are designed to be cut as needed. All arms have an adjustable blade angle feature. Brushed finish. Knurl not included.

Aluminum, bent left

#WAB-01-BL

Aluminum, bent right

#WAB-01-BR

Stainless, straight

#SSST

Stainless, bent left

#SSBL

Stainless, bent right

#SSBR

Knurl

#KNURL

Stainless blade 9"

#SS09

Stainless blade 10"

#SS10

Stainless blade 11"

#SS11

Stainless blade, flat

#SSFL

Vintage Polished SS, Universal. Adjustable length. Clamps on 1/4" shaft. Hook & Saddle type most popular for flat windshields; Wrist type good for curved windshields. Priced individually.

Hook & Saddle Type Clamp-On Arms

6" to 8" for chopped windshields

#U-17529-CHP

8" to 12"

#U-17529-SS

Hook & Saddle Type Blades

11" Blade (cut to fit)

#U-17528-SS

Wrist Type Clamp-On Arms

6" to 8" for chopped windshields

#WT-17529-CHP

Wrist Type Blades 6" blade

#SR-17528




WIPER MOTOR KIT - with stainless steel motor, wiper arm & blade. 1928/39 - 12 volt

#A-17508-SS12

WIPER MOTOR ONLY - if you want to order the chopped arm & blade.

#A-17508-SS12MO

To upgrade a wiper motor kit or motor only, purchase just one blade & arm & #KNURL (above).



CALL US FOR PRICING AND PRODUCTS.


MIRRORS & EXTERIOR ITEMS



CAR COVERS by Covercraft - In four decades, **Covercraft** has amassed a library of over 67,000 cover patterns & continues to add new applications daily. Covercraft pioneered the market for CUSTOM FIT vehicle covers & over the years has added programs for a wide variety of products for exterior & interior protection.

Technalon covers are made with Kimberly-Clark's Evolution® fabric & provide excellent protection in all weather conditions. Evolution has the highest UPF rating to provide maximum protection against damaging UV rays. Protecting your paint & interior helps maintain the vehicles value.

Please contact us for more information & pricing.



EXTERIOR MIRRORS by Vision Hot Rod Concepts

- Made from a sandable, paintable urethane plastic. Solid mounting stem allows sanding & shaping to fit your particular application. Mounting screws are installed from inside the door & are completely hidden. The fully adjustable mirror surface allows excellent rear vision on the driver & passenger side.

- | | |
|-------------|--------------|
| Oval | #VF2 |
| Tear drop | #VF1 |
| Rectangular | #INDY |



SPREADER BAR LICENSE PLATE BRACKET by So-Cal.

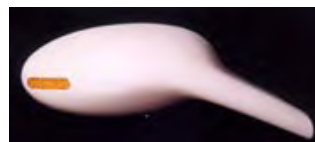
These brackets were originally designed for our straight front spreader bar with built-in turn signals. In reality they fit any straight spreader bar that is 1.5 in. in diameter & cleverly mounts to the backside of the tube.

- | | |
|--------------------|---------------|
| # 001-62730 | 2" |
| # 001-62729 | 1 1/2" |



EXTERIOR MIRRORS - The Bigger Ones!! Same features as above mirrors. The VF4 lends itself to street rods & several other universal applications, such as 50's, 60's, 70's & 80's cars & trucks. Mirror measures approx. 7" X 3".

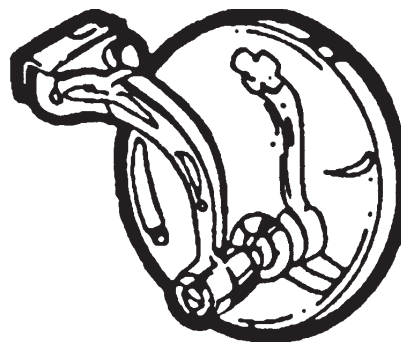
#VF4



MIRROR WITH LED INSERTS - Connected to the vehicle's turn signals, they emit an amber "halo" effect around the mirror surface & shine through a reflective slot lens at the front outer edge of the mirror.

- | | |
|-----------|---------------|
| Oval | #VF2LD |
| Tear drop | #VF1LD |

MIRRORS



INTERIOR MIRRORS - Billet aluminum by Billet Specialties - Feature stainless steel swivel supported by nylon inserts which provide smooth accurate adjustments that stay in position.

Large rect. head 1-3/4" x 5-1/4" **#73420**

Oval head 2-5/16" x 4-3/16" **#73520**



Mounting brackets - Glue-on mount is designed for vertical or slightly angled windshields only.

Glue-on mount **#72120**

Bolt-on mount **#72220**

PEEP MIRROR - Excellent quality mirrors fit most cars with a door edge. Stainless steel mirror heads are fully adjustable to fit many mounting angles. Rubber mounting pad included.

3" curved arm, LH

#HR-18414-L

3" curved arm, RH

#HR-18414-R

4" curved arm, LH

#B-18414-L

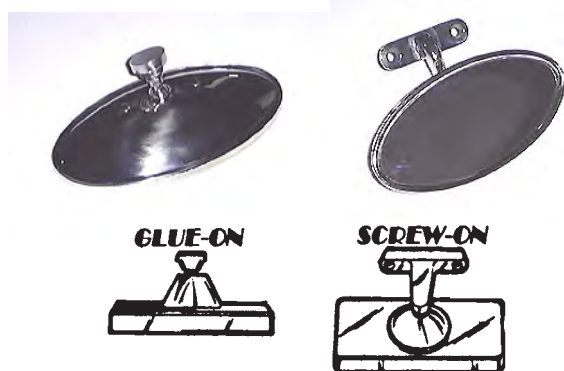
4" curved arm, RH

#B-18414-R

ALSO AVAILABLE CONVEX

4" curved arm, convex, L/R **#CNX-18414-L/R**

4" straight arm, convex, L/R **#CNX-17741-U**



INSIDE REAR VIEW MIRRORS - The screw on mirror attaches with 2 #10-32 screws to the dash top or header panel & is designed with the same mounting pattern as 1932/36 Fords, so it will bolt right on. Stainless steel screws & adhesive included.

Glue-on - rectangular, billet **#BA-17682-A**

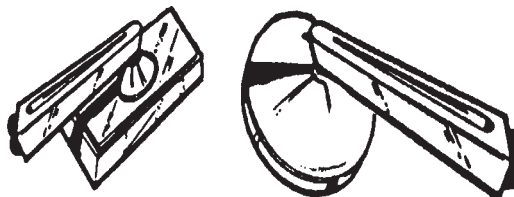
Screw-on - rectangular, billet **#BA-17682-B**

Screw-on - oval, SS (screws point forward)

#48-17690-SR

Screw-on - oval, SS (screws point up)

#78-17682-SS



BILLET ALUMINUM OUTSIDE REAR VIEW MIRRORS

- These are milled out of a block of solid billet aluminum & feature a Hi-Tech brushed aluminum finish. Stainless steel hardware included.

Rectangular, LH

#BA-17741-AL

Rectangular, RH

#BA-17741-AR

Round, LH

#BA-17741-BL

Round, RH

#BA-17741-BR



SWAN NECK STYLE MIRRORS - Polished SS 4" mirror head, chrome plated arm, molded mounting pads with lip, smooth 1-piece bullet shape, 2 mounting studs.

#SJ8223

SOCAL

#001-50100

AIR CONDITIONING



Vintage Air is owned & operated by experienced street rodders who have been involved in the sport since 1976. Vintage Air systems are fully compatible with the new HFC-134a refrigerant which has now replaced R-12. Components needed for a complete system include: evaporator (inside car unit), compressor, compressor mounting bracket (see index), condenser (outside heat exchanger), hoses & fittings, the drier, safety switch & pulleys. The Vintage Air catalogue & website (www.vintageair.com) provide an in-depth discussion of these various components. In our catalogue, we aim to help you select the proper components for your vehicle under each of the eight headings.

Universal fit A/C package example!

Here's an example of a basic A/C system & the parts required.

... Keep in mind that many options & upgrades are available!

Evaporator Unit
Control Panel
Louver Kit
Compressor
Condensor
A/C Hose Kit w/ Drier
Binary Safety Switch
Compressor Mounting Bracket

Mini **#66005-VUZ-A**
horizontal **#49110-SHQ**, or vertical **#49110-SVQ**
3 vent package **VUL series**
plain finish **#04808-VUA**
vertical style **#03332-VUC**
beadlock type
#24677-VUS
S.B. Chevy **#15112-VCB**



AIR CONDITIONING

SURE FIT SYSTEMS

Planning to air condition one of the many popular "mid-year" cars or pickups? The Sure Fit Systems are just what you need.



SureFit kits are designed to place the evaporator case & air duct hoses behind the dash for a factory-clean look. In most cases the SureFit system will be controlled by your stock dash controls using our exclusive patented "Cable Converters". In some applications, a new "factory" look control panel is included with the kit. Some early truck kits must use additional switches. Available for the following vehicles:

66'-77' Bronco	47'-87' Chevy Truck	67'-81' Camaro	70'-74' Challenger/ Cuda
67'-69' Firebird	53'-56' Ford Truck	64'-72' Chevelle	64'-70' Chevelle
59'-64' Impala	64'-1/2'-70' Mustang	55'-57' Chev	58'-76' Corvette
64'-65' Falcon	62'-72' Nova	64'-67' GTO	68'-72' Oldsmobile Cutlass

(Please call for current pricing)



MARK IV UNDER DASH COOL ONLY SYSTEM by Vintage Air - Vintage Air has created an exact reproduction of the most popular under dash air conditioner ever made. The Mark IV features an all steel case built from the original tooling. The timeless look of chrome & real steel combined with Vintage Air's proven performance makes the new Mark IV a great choice for your period perfect ride. Includes mounting brackets & drain line. Unit measures 15.5" W x 13.5" D x 5.75" H

#672001-VHY

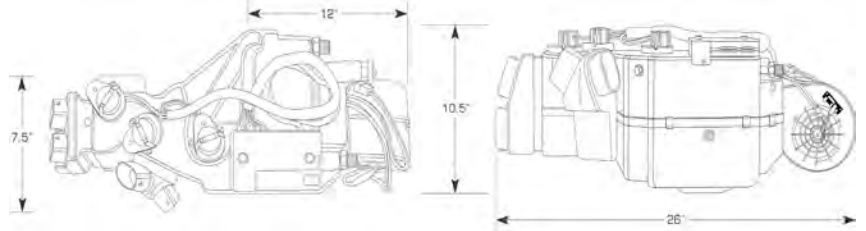


MOCK-UP EVAPORATOR UNITS - To help you choose the right Vintage Air unit for your project. These have the same mounting nuts & brackets as the actual evaporator. The price of the unit (less freight) will be credited when the mock-up unit is returned to us.

- Mock-up Mini **#660050-VUA**
- Mock-up Compac **#680000-VUA**
- Mock-up Super **#610050-VUA**
- Mock-up Magnum **# 671450**



AIR CONDITIONING



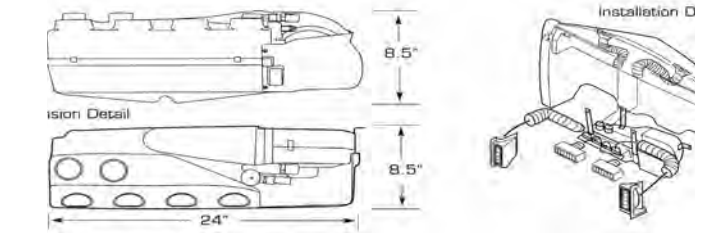
GEN IV SYSTEM by Vintage Air - Now you can enjoy true bi-level, infinitely adjustable comfort in your classic car. This large system can handle even the largest sedan or wagon. Comes complete with: evaporator & mounting brackets, wiring harness, electric solenoid, heater control valve, A/C duct hoses, drain kit, defrost kit, includes hoses, & ducts.

Order control panel & louvers separately.
Heat/Cool/Defrost #671400-VUZ



GEN II SUPER COOLER SYSTEM - Has "D" shaped air outlets. As an added benefit, you can position all 4 louvers wherever you need them. Ideal system for the largest sedans & wagons.

Comes with evaporator & mounting brackets, wiring harness, drain kit, A/C & defrost duct hose, servo motor controlled heater flow valve & defrost ducts.



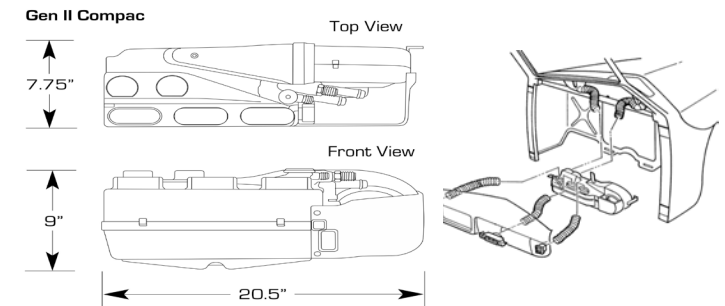
Dimensions:
left to right: 24"; top to bottom: 8.5"; firewall to dash: 8.5"

Order control panel & louvers separately.
Heat/Cool/Defrost #61005-VUZ-A



GEN II COMPAC SYSTEM - Amazing performance in a compact system! Three vents allow you to position louvers wherever you need them. Ideal system for coupes & smaller sedans & wagons. Features true bi-level operation.

Comes with evaporator & mounting brackets, wiring harness, drain kit, A/C & defrost duct hose, servo motor controlled heater flow valve & defrost ducts.



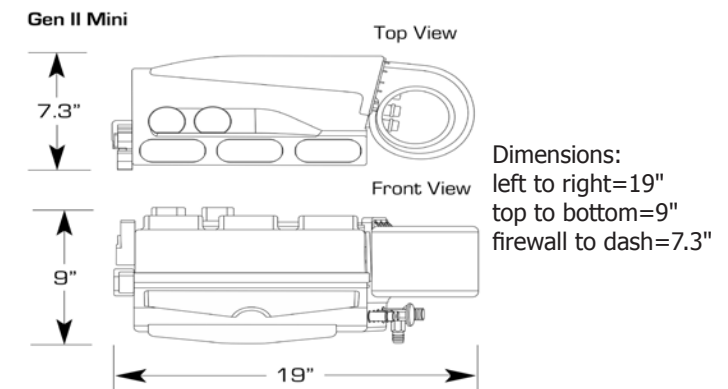
Dimensions:
left to right: 20.5"; top to bottom: 9"; firewall to dash: 7.75"

Order control panel & louvers separately.
Heat/Cool/Defrost #68000-VUZ-A



GEN II MINI SYSTEM by Vintage Air - State of the art GEN-II servo motor control technology is now incorporated into our smallest heat & cool system. This is ideal for trucks & smaller hot rods. Features true bi-level operation in cool & heat modes & a more powerful dehumidified defroster mode.

Comes with evaporator & mounting brackets, wiring harness, drain kit, A/C & defrost duct hose, servo motor controlled heater flow valve & defrost ducts.



Dimensions:
left to right=19"
top to bottom=9"
firewall to dash=7.3"

Heat/Cool/Defrost #66005-VUZ-A
Louvers & control panel must be purchased separately.

AIR CONDITIONING

CONTROL PANELS for GEN II SYSTEMS - (Will not work with other A/C systems) Now you can have true OEM style louver air temperature regulation & bi-level operation of A/C & heat modes! This new panel uses exclusive servo actuated heater valve which allows the introduction of small amounts of heat to regulate air temperature. Simplified installation with plug-in connections, no vacuum lines & fewer wires to route. Several styles to choose from - see listing below.



4-KNOB STREAMLINE CONTROL PANEL by Vintage Air
- Backlit knobs in a super compact panel. Only 5-3/8" wide x 1" tall
#491200-RUA

4-KNOB PANEL - Individual switches can be mounting in dash. Pod included. Dimensions: 4.5" x 2.25"
#49200-RHA



4-LEVER FINGERTIP CONTROL PANEL - Internally lighted.



Horizontal (4.63" x 2.44")
#49110-SHQ
vertical (2.44" x 4.63")
#49110-SVQ

MACHINED ALUMINUM FACE CONTROL PANEL

Goes well with high-tech interiors. Back-lit for easy night-time operation. Template included. Horizontal (4.69" x 2.5")

#48103-SHQ
Vertical (2.5" x 4.69")
#48102-SVQ



Gen IV Rotary Controls This all new electronic rotary control panel is designed for our Gen IV Magnum System. The 3 knob panel can be install under dash or each individual knob can be removed & installed thru dash for a true custom look.



#492050



KNOBS by Vintage Air - Can be used as replacements or dress-up knobs in place of the factory black plastic ones.

Streamline knob - plain **#49302-VUQ**
Streamline knob - fan (F) **#49303-VUQ**
Streamline knob - mode (M) **#49304-VUQ**
Streamline knob - temp (T) **#49305-VUQ**

STREAMLINE CONTROL PANEL - Same styling & dimensions as original Vintage Air design! Controls are all electronic. Polished aluminum face & trick thru-switch lighting.
#48104-RHQ



STREAMLINE 3 KNOB PANELS by Vintage Air - Available for the Gen-IV Magnum. These panels feature soft white LED lighting through the knobs. Available horizontal or vertical & in two finishes, polished or black anodized.

Polished Vertical **#491214-RVA**
Black Anodized Vertical **#491226-RVA**
Polished Horizontal **#491210-RUA**
Black Anodized Horizontal **#491223-RUA**



DIGITAL CLIMATE CONTROL by Dakota Digital - These Climate Controllers plug directly into the Vintage Air Gen IV A/C systems. Offering a footprint of the same size as the Vintage Air controller & direct plug-in connections, installation couldn't be simpler for new or retrofit applications. Intuitive rotary encoder on the front face allows for simple operation, while the convenience of selecting your preferred cabin temperature makes this unit truly unique. Vertical or Horizontal. brushed or chrome bezel & blue or red display.

Display to match VFD gauges
#DCC-2400-(colour)

Display to match VHX gauges
#DCC-2500-(colour)



Three-Knob Digital Climate Controller for Vintage Air Gen IV



- Dakota Digital DCC-3000 Series Digital Climate Controllers plug directly into the Vintage Air Gen IV A/C

systems. Intuitive rotary knobs on the front face allows for simple operation, while the convenience of selecting your preferred cabin temperature makes this series truly unique. Designed for both day & night visibility, various finish, face color & backlight options allow this to match any theme or personal preference. Chrome(C) or satin(S) bezel, black(K) or silver(S) face, blue(B) or red(R) display
#DCC-3000H-(colour)

Eg; DCC-3000H-S-S-B is a satin bezel with silver face & blue display

COMPRESSORS



A/C COMPRESSORS

Sanden SD 508 compressor is recommended for all Vintage Air systems. Part numbers are for side exit double V groove pulleys but rear exit compressors are available, as are multi-groove (serpentine) & wide groove (flathead) pulleys.

Standard finish

#04808-VUA

Polish finish

#04808-VUQ

Chrome finish

#048085

REAR EXIT & SERPINTINE ALSO AVAILABLE

Builder's Tip: Compressors should be mounted with the drain plug (in the side of the housing) horizontal or higher.

COMPRESSOR HARD LINES by Vintage Air

"Tite-Fit" lines create a compact, professional look for the refrigerant lines by routing them close to the compressor. (polished)



35135-VUQ-A



35136-VUQ-A



35137-VUQ-A



COMPRESSOR CLUTCH COVER - Polished Aluminum

Polished machined aluminum clutch covers fit the 508 Series Compressor.

Billet Specialties

#87120



90 Degree Tight fittings by Pure Choice, These will help solve fitment issues with A/C hose routing

#15150(-6an)

#15160(-8an)

#15170(-10an)

LOUVERS



Left kick panel

#49051-VUL

Right kick panel

#49151-VUL



Under-dash louver

#49050-VUL



Flat under dash.

#49100-VFL



Dash or under dash mount

#49054-VUL



Adjustable Double Vane Louver

Chrome Bezel **#499194**

Black Bezel **#499193**



SlimLine Adjustable Double Vane Louver. Thru-dash mount. 3" diameter (requires 2 5/8" Hole size)

Note: Louver Open, Close & Rotate 360°
Black only **#499195**



'28-'32 Ford

#49132-VFL



'34 Ford

#49134-VFL



'35-'36 Ford

#49135-VFL



'37 Ford/'30-'35 Chev

#49137-VFL



In-dash Proline Rotary Vane

#499119



In-dash louver Slider series

#49215-VUQ



In-dash rectangular aluminum

#49203-VUQ

A/C LOUVERS



ProLine series by Vintage Air
- StreamLine louver available with polished aluminum trim or black anodized (shown). Size 4" x 1.75".

Polished Trim
Black Trim

49062-VUQ
490621



As above but larger size. 4.875" x 1.75"

Polished Trim (shown)
Black Trim

49063-VUQ
490622



ProLine Round Aluminum louvers, available in polished or black anodized

Polished bezel
Black bezel

#49054-VUQ
#49054

A/C VENTS by Clayton Machine works - Jointly designed & developed with industry leader **Vintage Air** these modular elliptical vents offer unmatched styling & functionality. The chrome plated, die-cast vents feature adjustable louvers & chrome plated inner bezels which can be removed & painted in a variety of combinations to suit your taste. The vents measure 4" x 1.6" & accommodate standard 2.5" ac vent duct hoses. All mounting hardware & templates included.



#AC-902

DRIERS



Chrome Drier



Polished Aluminum Drier



Standard Black

Vintage Air driers are compatible with all refrigerants.

Standard 2.5" x 6" (black)
Drier clamps

#07321-VUC
#07113-VUB

Chrome 2.5" x 6"(with built-in mounting bracket)

#07310-VUQ

Polished aluminum w/bracket

#07330-VUQ

OVAL A/C VENTS by TRIQUE

A fully polished billet aluminum housing with polished stainless steel vents that swivel. The housing accepts standard 2 1/2" A/C hose.



Two bezel styles are available, radius edge (-R), or the 30 deg angled bezel (-30). Each A/C vent comes with mounting brackets & hardware

SINGLE VENT
DUAL VENT

OAC-x
DOAC-x

(Replace 'x' with appropriate bezel #)
Eg; Single 30 Degree bezel is an OAC-30



DUCT HOSE - sold per foot in various diameters:

2"

#06200-VUE

2-1/2"

#06250-VUE

3"

#06300-VUE

RUNNING AN OEM COMPRESSOR? We may have an adaptor to convert to o-ring style fittings, here are some samples.



AIR CONDITIONING

CONDENSER (outside heat exchanger) -



An ideal way to incorporate the condenser part of the system is to buy a Walker rad with the condenser built in. These are described in the Walker Section of this catalogue. If you already have your radiator & it is cooling efficiently, simply add one of these condensers in front of it.

The Vintage Air Super-Flow Condenser design represents one of the most significant cooling advances in automotive air conditioning. By reducing the internal restriction & the resulting pressure.

VERTICAL CONDENSER - w/ brackets & #6 Side fittings

20³/₄" x 14" x ³/₄" #03332-VUC
17" x 19" x ³/₄" #03769-VUC

VERTICAL CONDENSER HARD LINE KIT -

Bottom Exit #6 #35042-VUG
#8 #35043-VUG
Side Exit #6 #35044-VUG
#8 #35045-VUG

HORIZONTAL CONDENSER - comes complete with fitting clamp locks, bolts, captured O-rings, #6 & #8 90° barb fitting & universal mounting brackets.

12" x 20" x 7/8" #03701-OVA
12" x 24" x 7/8" #037033
14" x 18" x 7/8" #03260-VUC
14" x 20" x 7/8" #03261-VUC
14" x 22" x 7/8" #03262-VUC
14" x 24" x 7/8" #03263-VUC
28.5" x 16" x 1" #037030-OVR

REFRIGERATION LINE KIT - Barrier type refrigerant hose

kits for use with HFC-134a & R-12 refrigerants. Kit includes:
1 - #6 straight; 3 - #6 90°; 1 - #6 90° bulkhead
2 - #6 45°; 1 - #8 90° w/service port;
1 - #8 45°; 1 - #8 straight;
1 - #10 90° w/service port;
1 - #10 90° bulkhead fitting;
2 - #10 90°;
Ferrules & o-rings for all fittings;
black standard drier with clamp; 6 ft #6 hose; 4 ft #8 hose; 5 ft #10 hose; Hose & fitting drawing.
with beadlock fittings
#31700-VBD
#6 hardline female to female ends. Available in 12", 18", 24", 36", 48", 60' & 72"



BRAIDED A/C HOSE & FITTINGS - to match your dressed

up engine compartment. Genuine Aeroquip hose & fittings are designed specifically for A/C applications. Order hose by the foot & individual nickel plated reusable fittings as required. The female O-ring pilot terminal end makes a precise connection with existing A/C components. Check Vintage Air's website for part numbers & call us for pricing. Note that the brass ferrules are to be used 1 time only.


HEATER HOSE KIT - includes: 10 feet of 5/8" heater hose, 2 standard male O-ring 90° bulkhead fittings, 2 female O-ring 90° fittings & 8 hose clamps.



#31400-VUD
HEATER HOSE KIT - as above except with 2 standard male O-ring straight bulkhead fittings
#31401-VUD

SAFETY SWITCHES

These switches protect the system from high or low pressure damage. They are great insurance on any system & should be incorporated.



BINARY SWITCH - Combines high & low pressure functions into one switch
#24677-VUS
female thread
#11078-VUS

TRINARY SWITCH - combines high & low pressure functions with electric fan activation.



beadlock #24678-VUS
female thread #11076-VUS
male thread #11086-VUS

PRESSURE SWITCH FITTING - 3/8" female O-ring x 3/8"



O-ring with female switch installation fitting. This fitting connects the safety switch to the drier for a neat clean installation.
#34098-VUG



Vintage Air SS A/C Line Kit - Include straight stainless steel tubing (72" of #6, 36" of #8, & 72" of #10 tubing), tube ends with stainless TiteFit TM nuts, one foot each of stainless Aeroquip #10 & #8 line with straight fittings & a ProLine A/C bulkhead plate.
31202-VUQ ProLine line kit R-12/134a with 2 way bulkhead
31203-VUQ ProLine line kit R-12/134a with 4 way bulkhead
31201-VUQ ProLine line kit R-12/134a without bulkhead
36701-VUR Silver solder for S/S lines (30")

(Please call for current pricing)



CABLE HEATER CONTROL VALVE
#46105-VUH

AIR CONDITIONING



506101



50515-VUH

Compact Heater Units by Vintage Air - New design provides superior performance from servo motor controlled air door, improved case design & our exclusive electronic servo actuated heater control valve. New three knob control operates temp, fan speed & heat/defrost balance mode. Includes universal defrost ducts.

Compact heater w/o defrost
Gen II heater w/defrost

#50515-VUH
#506101

A/C & Heater Bulkheads by Billet Specialties

Precision machined 6061-T6 aluminum, Quality high lustre polish, Offset design allows for clear access to lines & compact hose routing. Heater fittings available in two styles - threaded both sides or threaded one side & push on other.

A/C & Heater (threaded)
A/C & Heater (push-on)
Inline A/C & Heat (push-on)

#66920
#66925
#66935



THREAD -IN BULKHEAD KIT FOR E-Z CLIP HOSE by VINTAGE AIR - Kit includes: Bulkhead plus adapter fitting to connect standard 5/8 inch rubber heater hose (for heater control valve installation). Requires 2.5 inch hole.

#388902



STREAMLINE ALUMINUM BULKHEAD PLATES - Easier installation - just drill 4 individual holes. Designed to work with 5/8" heater hose. A/C bulkheads work with one #6 & one #10 A/C hose with o-ring fittings.

4-way Square Polished
4-way Square Black

#384600-MBA
#389600-MBA



2-way Inline (6-10) Polished
2-way Inline (10-10) Polished
2-way Inline (6-10) Black
2-way Inline (10-10) Black

#382600-MBA
#382000-MBA
#389602
#389803



4-way Diamond Polished
4-way Diamond Black

#388600-MBA
#389601



4-way Inline Polished
4-way Inline Black


#386600-MBA
#389804

Billet Specialties - 2-way A/C or heater bulkhead fittings
A/C (#6 & #10)
Heat only (#10)
Heat only (#10 & 5/8 push-on)

#66720
#66820
#66825



WHEELS




Baby Moon Cap #1009W



'40 Ford Standard Baby Moon Cap #2005



'41 Ford Cap #2008



'40 Ford Deluxe Cap #2007



'42 Ford Cap #2009



'46 Ford Cap #2010



'40 Ford Standard V8 Cap #2006



Hot Rod Style Trim Ring (Smooth) #3005 (Ribbed) #3006



12 SERIES SMOOTHIE (Bare) by Wheel Vintiques - Bare steel, use stock lugnuts. Purchase hubcaps & trim rings separately. No vents between the center & the rim. Use "small" diameter center caps. Many sizes from 14x5 to 17x8.



14 SERIES GENNIE (Bare) by Wheel Vintiques - Vented between the center & the rim. Use factory '40 - '48 Ford car or '40 - '65 Ford pickup or repro hubcaps. These are "larger" diameter than used on the 12 Series Smoothie. Sizes from 15x4 to 16x10.



19 SERIES ARTILLERY (CHROME) by Wheel Vintiques Available in chrome or plain steel this wheel uses a small center cap. Sizes from 15x5 to 15x10 & 16x5



VISION WHEEL - With a stunning line of custom wheels for your truck, or passenger car, Vision Wheel provides auto enthusiasts with the highest quality products available. Strength, style, endurance & excellence are all qualities that drivers have come to expect from Vision Wheel.

MOON WHEEL DISCS by Mooneyes - Spun aluminum, sun ray finish, screw on application. Sold Separately.



PLEASE CALL US FOR MORE SIZES & PRICING.



TORQ-THRUST II by AMERICAN RACING - 2 piece alloy, polished. Many sizes from 14x6 to 17x9-1/2. #505XXXX

Please call us for pricing.

ROCKET RACING WHEELS - These wheels provide timeless & classic traditional styling at economical prices. Rocket Racing wheels are precision-crafted from A356 aluminum & are topped off with a vintage-style aluminum O-ring center cap. Available in polished or Grey except for the Fuel, It also comes in chrome. These beautiful wheels have either 5x4.5 or 5x4.75 bolt pattern. Variety of sizes to choose from.

Call for sizes & pricing



BILLET SPECIALTIES - Wheels & accessories are recognized as the standard of the industry. Visit the Billet website for MANY more options. Please call us for pricing.

PLEASE CALL US FOR MORE SIZES & PRICING.

WIRING



HIGHWAY 22 MODULAR PANEL SYSTEM

Has a stand alone fuse block with a wire connection strip attached. There is no pre-attached harness off the panel to restrict panel placement, so the installation is neater & the wiring job is more attractive. Use only the circuits that you need for your application & keep the extras for later add-ons.

- 22 power circuits supported through 15 fuses & 1 circuit breaker
- Battery & accessory power tap studs provided for system expansion
- Panel protected with a 175 amp Mega-Fuse junction block with a 8 gauge panel feed wire
- Nylon mechanically secured panel containing secondary push-back locks, has a 7-1/2" x 4-1/2" footprint, 3-3/8" in height & mounted on a (G10) non conductive epoxy base
- All power buss bars are constructed of 6 gauge copper
- GXL heavy-wall wire with laser printed circuit identification every 2 inches; GM color coded wires
- New front loaded vibration proof self- locking (Hooke's Law) screw down terminal connection
- Dedicated battery & ignition circuits for electronic fuel injection (EFI) Kit contains 3 relays (Horn, Turn Signal & 40 amp Electric Fan or Fuel Pump)
- Turn signal & hazard flasher circuits provided; spare circuits available; set-up for a GM "SI" internally regulated alternator or GM 1-wire
- Kit includes 3 (In-dash Ignition, Headlight & Alum. Knob & Floor Dimmer) switches; GM in-column ignition switch connectors provided, along with 3-7/8" GM steering column connectors with male & female terminals; plugs directly most '69-'74 GM columns
- Chassis wiring (fuel pump, electric fan, headlights, running lights, brake lights, 3rd brake lt., directional, license plate, radio, heat & AC & wipers)

#500695



HIGHWAY 15 MODULAR PANEL SYSTEM

A brute in a small package. Built with the same heavy duty internal components as those used in our Highway 22 panel, it can easily handle the basic power requirements of any vehicle. Its size makes it the perfect power center for roadsters, T- buckets, kit cars, race cars or any other vehicle where basic operational circuits are required. Heavy gauge lead wires are provided for battery, ignition, accessory, horn, turn signal flasher, & 4-way hazard flasher. Best of all, it is also designed around the same step-by-step installation approach employed with all of our systems. Easy clamp-style system makes adding & removing wires easy! No Terminals! No Crimping! No Screws! Ignition switch Included. Connections included for either dash or column mounted ignition switches. All needed terminals & connectors to finish the basic wiring system are included. Complete wiring for headlights. (Headlight switch included with internal circuit breaker.) Mounting legs are moveable to allow for various mounting situations. Alternator regulator diode included. Micro-Relays for Horn & signals. 15 output connections! Floor mounted dimmer switch Included! 3 position head-light switch! Heat Resistant Nylon 6/6 Construction Throughout! Designed with internal circuit breaker protection (Billet knob included). Unique design of "gauge cluster disconnect" makes connecting up to 8 gauges simple & convenient. Heavy 8-Gauge alternator power feed wire! High heat & abrasion resistant XLPE wire. Wire withstands -60°F to +275°F

#500703



Classic Update Series

Complete updated wiring systems for specific year make model vehicles

The Classic Update Series is a complete wiring system in a box!

Everything you need to modernize your classic vehicle: Headlight, Dimmer, & Ignition switches; Boots, Tubes, & Grommets; Fuses, Relays, & Flashers; Original Connectors, Terminals, & Disconnects.

Classic Update wiring systems are made for specific makes/models/year. Please call or visit www.americanautowire.com for a complete application list.

1967-73 Camaro
1964 72 Chevelle
1962-72 Nova
53-56 Ford P/U
1964-67 Pontiac GTO
1970-74 Challenger

1967-73 Firebird
1959-64 Impala
47-72 Chev P/U
61-66 Ford P/U
1964.5-70 Mustang
1970-74 Cuda

NOTE: These kits are recommended for MODIFIED original vehicles, not OEM restoration projects.

(Please call for price)



BARE BONZ



by Ron Francis Wiring - For roadster owners & rodders with the need for a simple electrical system. A small panel with 8 fuses & a horn relay that employs the latest technology. They simplified every circuit & reduced the amount of wire & connections to the basic engine, dash & lighting, yet system is high tech enough to be compatible with electronic fuel injection.

Panel measures only 7-3/4L x 3-3/8W x 2-7/8H!

Kit includes headlight switch, column plug, all wiring needed for most safety inspections, gauges, complete GM engine, printed & color coded fire resistant wire & color instructions. GM Powered Street Rods - set up for One wire alternator. Accepts GM TPI & LT-1 fuel injection easily.

#BB-99 *(Please call for price)*

Ford Powered Street Rods - set up for Dura Spark distributors. Accepts Ford electronic Fuel injection.

#BB-78 *(Please call for price)*

EXPRESS



THE EXPRESS WIRING SYSTEM by Ron Francis Wiring is built specifically for your project. The panel is similar to the Bare Bonz II but with an added multi-connection battery junction block & wires to reduce the number of wires going to the starter.

For GM powered vehicles **#XP-66**
 For Ford powered vehicles **#XP-67**
 For Mopar powered vehicles **#XP-68**


Other kits are custom made for various applications (for example: 55-57 Chev, Camaro, Mustang, etc.).

See the **WIRING ACCESSORIES** section for other wiring components



SWITCH PACKAGE - Ignition & dimmer switches for use with Express & Bare Bonz Kits **#SW-37**

TELORVEK



The Detail Zone offers this Telorvek panel. The system allows you to install the computer just about anywhere in the vehicle. **Here's how it works:** The sensor connectors are factory installed to 20 foot lengths of wire. Once you plug

the connector into the sensor, run the wires back to the Telorvek panel. The Telorvek panel has factory installed connectors to then plug into the factory computer. **What this offers you:** Installer chooses the location of components. Wires can be dressed for a neat, professional look. Simplified diagnostic troubleshooting. Typically the vehicle anti-theft system is taken care of in all our harnesses so stock COMPUTERS, PROGRAMS & PROMS can be used (late model Ford EEC-V ECM's must be reprogrammed to eliminate the PATS anti-theft). Each wire is printed for easy installation & troubleshooting. All harnesses are guaranteed to run like factory.

Please contact us for more information.

ACCESS 24/7



This newly engineered fuse system known as the ACCESS 24/7 comes standard with 24 fuses & 3 relays, along with a unique mounting system & room for 4 additional relays. Our 18th generation, the ACCESS 24/7 covers all the bases & allows you to consolidate even additional aftermarket product's relays to really clean up the under dash board area.

The "24" means fuse capacity, the "7" means number of relays it has the capacity to hold & the ACCESS 24/7 name is derived from the fact that you can actually reach under your dash board & bring the fuse panel out in plain view for checking a fuse, servicing, etc. There is so much to this small package it is hard to list. The fuse box measures only 5-3/4" L x 3-1/4" W x 3-3/8" H

GM-#AC-66, FORD-#AC-67, MOPAR-#AC-68

WIRING

UNDER HOOD BATTERY CABLE KIT by Ron Francis -

This battery cable set was designed for under the hood installation. Each cable is 6" long. Top post & side post available.



TP-6 top post set
SP-6 side mount set

REMOTE MASTER DISCONNECT SWITCH by American

Autowire SPST Latching, 2-5/16" battery studs

Note: Rated 110 amp continuous amp
500834



TRUNK MOUNT BATTERY CABLE KIT by Ron Francis

Flexible, less voltage drop. Has steel anti-cracking & anti-corrosion ring molded into both the positive & negative lug terminals. & withstands 255 F. Die cast ends with steel clip. Comes with crimping tool, extra lugs & shrink tubing. All are 1 ga. wire.



Top post kit
Side post kit

#TP-35
#SP-35

BATTERY DISCONNECT SWITCH by Ron Francis Wiring

- is designed to be installed in the battery cable. Extra heavy duty. Protects against theft & electrical failures. Install under the hood, under the seat, on the firewall or at the rear of the car. Rubber insulator boots cover stud & nut.



Replacement boot

#MS-1
#500735

POWER STUD - 3/8-16 stud, 7/8" long. Insulated base. Stud cover included.



#JB-47

BATTERY FEED STUD - American Autowire - insulated

for power feed through any body panel. Two 3/8"-16 threaded brass stud mounts. Requires 1 9/32" hole.



#500009

GROUND JUNCTION BLOCK by Ron Francis -

This weather protected connection point organizes your ground wires similar to the GW-15 Grounding Terminal Strip. Cover protects against shorts & smaller size makes for more convenient mounting. Five connection points. Includes 10 gauge main ground. A must for joining grounds to a



common area.

JB-58

POWER STRIP by Ron Francis -

This power strip allows you to dress up & expand the power leads when you have added a lot of accessories & components. Ten screws for smaller feeds & you can add heavier feeds to the studs at both ends. This should be mounted where accidental grounding is not a risk.



HOT SPOT POWER STRIP

GW-16

UNIVERSAL TURN SIGNAL SWITCH -

Steel housing. It has a indicating Light at the end of handle, For early Cars & Trucks, also supplied with clamp to hold on the steering

column. No drilling or cutting required

A5007

UNIVERSAL HD TURN SIGNAL SWITCH -

This chrome plated HD turn signal switch can be clamped onto any early steering column with no drilling or cutting required. Switch is a seven wire design & comes with a wiring diagram. This switch includes hazard light & turn signal light



5007R

LIFELINE by American Autowire -

The Life enables users of a Master Disconnect Switch to retain a small amount of power for memory circuits common in fuel injection computers, radio presets, & clocks. The Lifeline is "self-resetting", eliminating the need to replace a fuse when the user tries to start the vehicle before first switching the Master Disconnect Switch on. The Lifeline is a memory circuit retainer that will automatically reset after the electrical load is significantly reduced or if the Master Disconnect Switch has been switched on.



500778
500837

(for remote only)

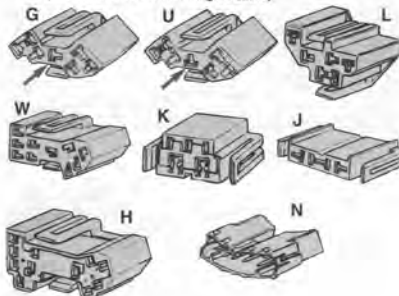
WIRING

USING A FORD STEERING COLUMN???

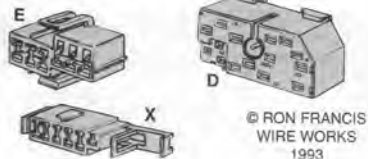
USING A GM STEERING COLUMN???

Turn Signal and Dimmer Switch Plugs

(Note Difference Between Plugs G and U)

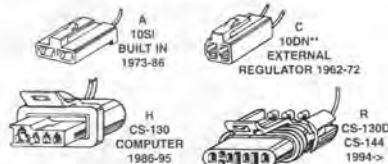


Ignition Switch Plugs

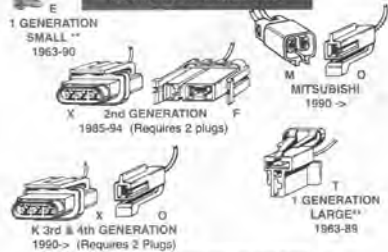


© RON FRANCIS WIRE WORKS 1993

GM ALTERNATORS



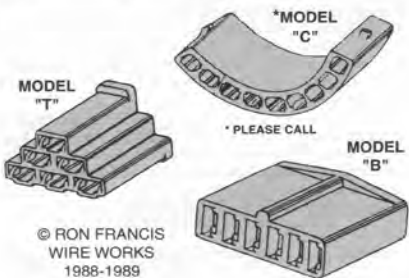
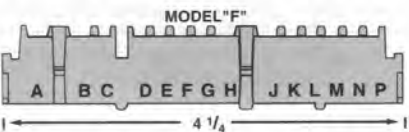
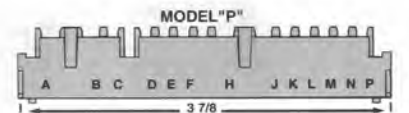
FORD ALTERNATORS



MOPAR ALTERNATORS



** (External regulator required #VR-97)



© RON FRANCIS WIRE WORKS 1988-1989

LED RESISTOR - necessary when LED lights do not provide enough resistance to trigger the turn signal flasher. Requires one per side wired into the bright filament feed wire. Should be placed where heat can dissipate.

#L52DL2

FLASHER, ELECTRONIC - to flash LED lights used as turn signals. Regular flashers don't work with LED lamps because the LED's don't draw enough power to make the flasher oscillate.

#FF552NLF

LED MODULE - For use as tail, turn & brake lights.

#TD-89

DASH GAUGE WIRING - Allows the gauge cluster to unplug for easy installation & maintenance. Includes a special disconnect plug for dash gauge wiring terminals for most types of gauges. Avoids most splicing & really cleans up the dash wiring. Fits most Classic, Stewart Warner, Sun & older VDO packages.



#DK-6

For new VDO gauges with polarized connectors

#DK-8



Standard chrome mounting nut, uses 1" mounting hole, includes plastic connector & terminals.

#IS-02



With Coloured Keys & Accent Ring - Perfect for dashes with the larger 1" hole left behind from previous switches.

#IS-08xx

ACCESSORY WIRING KIT

Contains wires for the following circuits:

- Dome Lights - Power Windows - Electric Choke
- Air Conditioner - Heater - Clock
- Electric Fuel Pump - Radiator Cooling Fan

#AC-7

COURTESY LIGHT KIT - Great plug-in accessory that positions 2 lamps under corners of the dashboard. Controlled by turning headlight switch knob &/or door jam switches. Special sockets, brackets & bulbs included.



#500081

GROMMET ASSORTMENTS - Includes 48 or 82 pieces of black rubber grommet accessories, & a plastic storage case.

48 pieces 1/2" to 1" **#SUM890090**

82 pieces 1/8" to 11/16" **#SUM890091**



#SUM890090



#SUM890091

ELECTRIC CHOKE WIRE - Printed "Choke" & colour coded for Ron Francis Wiring system. **#EL-28**

ELECTRIC FUEL PUMP WIRE - Printed "Fuel Pump" & colour coded for Ron Francis Wiring system.

#EL-16

WIRING ACCESSORIES

CRASH RELAY CIRCUIT - Shuts off an electrical fuel pump in the event of a collision.

#CR-92

GREY STUFF - Under-carpet wire channel can be used to route approximately 10 wires on the floor under the carpet when used in conjunction with thermal shield materials. Comes in 8' section.



#GS-10

GROUND WIRE KIT - Powertrain bolts to keep everything connected. Separate systems connect to 4 terminals. A heavy brass stud (or JP-47) can be used on the frame rail.

#GW-34

GROUND WIRE KIT - Similar to GW-34 but including a buss bar that allows for more complicated ground systems, especially those with many dashboard mounted accessories.

#GW-55

HEADLIGHT RELIEF RELAY - Although quality headlight switches from new cars with halogen sealed beams work well, they cannot carry the excessive current of **aftermarket** halogen bulbs used in pre-1940 vehicles that normally don't accept sealed beams. This kit puts the load on a high amperage relay with simple plug-in wiring. All color codes & connectors match Ron Francis Wiring kit.

#HR-56

BRAKE RELAY SYSTEM - Use this relay to increase life of your brake switch by relieving the high amp draw caused by halogen brake bulbs or more than three bulbs.



#BR-66

HOT START KIT - Many Chev V8 conversions are difficult to start when hot. This Ron Francis Wiring relay system is compact, reliable & water proof. However, this will not cure a defective starter/battery situation. Don't be fooled by Ford solenoids that can't safely carry the load.



#HR-67

VOLTAGE REDUCER - To change from a 12 volt to 6 volt system



For use with gauges up to 1.5amp

VR-1

For use up to 15 amps continuous

VR-4

For use up to 25 amps continuous

VR-10

PASS THROUGH TRIM - For wire bundles, harnesses, cables, etc. Insulated rubber grommet with 5/8" ID. Overall size 2-1/4" OD. Solid aluminum.

#B05

SEALED BEAM SOCKET KIT - Includes 2 sealed beam sockets with color coded lead wires that match the harness.



Leads are long enough to reach the inner fender panel where small terminal blocks (included) are located with room for parking & turn signal wires. Allows the wiring to be disconnected if the fenders have to be removed.

#SB-20

TORQUE CONVERTER LOCKUP - This electronic (not vacuum) controlled unit can be used without the factory computer. Vehicle speed is read through a pulse signal generator, like the Classic speedometer sensor. Transmissions with factory internal speed generators must be converted to cable drive to use this unit. Standard lock up setting is at 42-47 MPH but can be adjusted. Cannot be used on 4L60-E transmissions.

For 700R4 Trans. (with square 4-pin trans connector)

#TC-70

For 200R4 (requires re-using the factory square 4-pin trans connector.

#TC-75

For 4L60 transmission

#TC-71

CIRCUIT BREAKER PANEL - This power block isolates high amperage items from other more delicate circuits & provides more battery power to heavy accessories.



2 Breaker (Shown) **#PB-14**

4 Breaker **#PB-15**


CHEVY MINI STARTER by TUFFSTUFF

Gear reduction, 1.9 H.P. Multi-position for header clearance. Accepts both flywheel sizes.

CHROME
BLACK

#6584A

#6584B



WIRING ACCESSORIES



WIRE PORT - Billet aluminum - Dress up the firewall where the wiring harness goes through. Secures to the firewall with 4 truss head screws. Photo shows assembled Port (upper left) & parts (lower right).

#B16

POWER BRAID by Painless - Protect & clean up any harness installation with our braided wire wrap. Laterally split design closes around wire bundle without the need for additional taping or fasteners. Black only



1/4" Dia. 20 Feet **#70901**
 1/2" Dia. 10 Feet **#70902**
 3/4" Dia. 6 Feet **#70903**
 2" Dia. 4 Feet **#70904**



CRUISE CONTROL by Dakota Digital - Electric Servo Cruise Control for Vehicles with Cable Driven Speedometers - Includes electric servo, mounting hardware, wiring harness, electric speed sensor & choice of handle.

for Cable driven speedo **#CRS-2000**
 for Electronic speedo **#CRS-3000**

BATTERIES



YELLOWTOP BATTERY by Optima - is one of the only true dual-purpose batteries available. It is commonly used in any application that demands cranking power & heavy cycling. Trucks with winches, cars with high-demand audio systems, commercial trucks & equipment all rely on this battery to provide ultimate starting & deep cycle power.

750 CCA **#D3478**



BATTERY MOUNT by Billet Specialties - Stainless hardware included. Recessed bottom tray locks battery in place. Fits red or yellow top Optima batteries group 34/78.

Polished **#248915**
 Black/clear anodized **#248910**



Bolt in



Weld in

STEEL BATTERY BOXES from Allstar

weld in **#ALL76100**
 bolt in **#ALL76102**



REDTOP BATTERY by Optima - Delivers high power cranking ability with greater resistance to the biggest causes of battery failure. The RedTop is commonly used in trucks, SUV's, luxury cars, hot rods, off-road vehicles & other applications where a leak-proof, high power, long-lasting starting battery is ideal.

720 CCA **#7525**
 800 CCA **#3478**



Speedway drop-out battery box - This box will allow you to put your battery somewhere out of the way while still maintaining access. The box normally locks in the up position or it also drops

down & locks 4-1/4" lower if needed. You can also drop the box completely out for maintenance. Accepts batteries up to 10-1/2" long, 7" wide, & 8" tall.

Polished **#916-67000-pol**
 Black **#916-67000-blk**

LIGHTS & ACCESSORIES



**#B-13000
Shown**

1932 FORD SS HEADLAMPS - Feature 9-1/4" diameter brass chrome-plated reflectors, bulbs, correct glass lenses, lens gaskets, wiring, mounting nuts & a super bright polish. Boxed in pairs with quartz halogen 12 volt bulbs installed.

#B-13000-QS

With amber dual filament 12-volt turn signal/parking lamp installed in the reflector

#B-13000-QSTS

Same as #B-13000-QSTS but with black power-coated body & stainless rim

#BB-13000-QSTS



KING BEE STYLE HEADLAMPS - The HOT set-up for Street Rods. Bulb is a 12 volt Hi-Tech 7" quartz halogen unit with nearly flat lens. Wires run through the center of the mounting bolt.



Primered black shell/chrome rim

#KB-13000-QP

Stainless steel & rim

#KB-13000-QSS

Stainless steel & rim with turn signal inside

#KB-13000-QSS-TS



**#40-13000-QSTS
Shown**

1933/'34 FORD SS HEADLAMPS - Feature 9-1/4" diameter brass chrome-plated reflectors, bulbs, correct glass lenses, lens gaskets, wiring, mounting nuts & a super bright polish. Boxed in pairs with quartz halogen 12 volt bulbs installed.

#40-13000-QS

With amber dual filament 12-volt turn signal/parking lamp installed in the reflector.

#40-13000-QSTS

1933/'34 Ford Commercial - (Primered steel headlamps with polished stainless steel rims)

#46-13000-QS

With amber dual filament 12-volt turn signal/parking lamp installed in the reflector.

#46-13000-QSTS



Primered w/chrome rim

#D-13000-NBP

Chrome plated

#D-13000-NBC

DEITZ STYLE HEADLAMPS

- These are the 7" diameter headlamps set up for use on all 1928-1934 cars & trucks. Wires run through the center of the mounting bolt. Shell & rim only, no bulb.

7" CRYSTAL HEADLIGHT W/34 LEDS by United Pacific



- Convert your sealed beams to the brilliance of United Pacific conversion headlights with Halogen & LED lighting. The beautiful glass & crystal lenses sparkle to illuminate your way. The LED portion of these conversion lights is for auxiliary & utility purposes. Make the switch to replaceable bulbs with United Pacific conversion headlights.

WHITE LEDS #31379

YELLOW LEDS #31378



7" CRYSTAL HEADLIGHT w/LED TURN SIGNAL by United Pacific. This light contains 10 amber LEDs on the bottom of the housing for a bright signal marker. The housing has a clear lens & comes complete with an H4 dual filament bulb. Sold individually

S2010LED

BLUE DOT CRYSTAL HEADLIGHT by United Pacific-

5 3/4" Round Crystal Headlight with blue dot, reinforce multi-surface, aluminum reflector. Rugged anti-vibration construction. Sylvania halogen bulb: H4/HB2 12V 65/55W. Replaces H6014/H6024, SAE approved.

5 3/4" **#31383**



5 HIGH POWER LED by United Pacific

- 7" round headlight, PHILIPS LUMILED. Reinforced Aluminum Reflector. Rugged Anti-Vibration Construction. Improved visibility with whiter light output that is closer to the color Temperature of daylight.

FMVSS108 Compliant.

#31289



LIGHTS & ACCESSORIES



GUIDE STYLE HEADLIGHT by

- **OTB Gear.** Many improvements have been made to the original design to make this timeless classic a better & safer headlight. Available in 4 different finishes.

All primer **#682-C-4**
 Primer w/ chrome ring **#682-C-1**
 primer(chrome ring & sig)**#682-C-2**



HEADLAMP DOOR - Polished SS

1937/'38 & '39 Ford Standard

#78-13001-RM

'39 Deluxe

#91A-13001-RM

Mounting screws for '37-'40 car & '40-'41 PU headlamp doors to hold the door to the bucket **#01A-13026-S**



1932 HEADLIGHT BAR - SS, DROPPED

Vintage's version has a soft curve at the ends.

#18-13114

Order pads & bolts separately (see below).

HEADLIGHT BAR/STAND PADS - High quality rubber with moulded beaded edges.

1932 pass & '32-'34 pu

#B-13130

1933/34 pass & '35/'37 pu

#40-13130

1935 pass.

#48-13130

1936 pass.

#68-13130

1938/39 pu

#81C-13130



HEADLIGHT BAR BOLTS - Includes hardware with the same finish as the bolt. Forged steel & stainless steel.

1932 pass & '32/'34 pu

#B-13119-SS

1933/'34 pass & '35/'37 pu (no hole in center)

#40-13119-SSNH

HEADLIGHT STANDS - 1933-'34 Ford Psgr. - Chopped -

Best fit & shape available. Deep draw steel stamping



Gloss Black **#CHP-13125/6-B**

Chrome **#CHP-13125/6-C**

1933/34 head lamp stand pad set with lip **#40-13130**



HEADLIGHT BUCKET SET - for '37-'39 Fords. Complete headlight bucket with a flat quartz halogen headlamp mounted inside the bucket. Unique, easy to aim headlight mounting bracket. Amber turn signal bulbs mounted at the top & will show through the special, clear lens (order separately). Bucket comes with polished stainless insert that finishes

off the lower part of the bucket. Wiring & gaskets included.

'37-'39 standard

#78-13026-QPR

'39 deluxe

#91A-13026-QPR

Replacement H-4 bulbs & headlamp unit with bulb available.



LENS for "QPR" HEADLIGHT SYSTEM

- Has a clear area for the halogen headlight to shine through & a fluted upper area for the turn signal. Cast glass with Ford logo. Use only with headlights:

#78-13026-QPR, #91A-13026-QPR, #78-13030-QK12,

#91A-13030-QK12. DO NOT USE with **#78-13027-QK12** or

#78-13027-QK12TS.

'37-'39 Ford Standard

#78-13060-CL

'39 Ford Deluxe

#91A-13060-CL



HEADLAMP BUCKET - 1940

Ford Psgr & '40-'41 Pickup with a flat quartz halogen headlamp installed. Amber turn signal bulb is mounted at the top & will show through the original lens in the door (door not included - use

#01A-13025-B).

#01A-13026-QPR

Replacement H-4 bulb


#B-13007-Q12

Replacement headlamp unit with bulb

#F-13007-Q12

LIGHTS & ACCESSORIES

HEADLIGHT CONDUIT by Lokar - Kit c/w two 12" flexible braided SS Teflon-lined housings, threaded steel studs, aluminum fittings, aluminum grill shell washers & headlight wire. Really works slick on our Plymouth! Now with 4 wires!



#HL-1900

STAINLESS HEADLIGHT CONDUIT by OTB Gear - Takes 4 wires to power the headlight lamp, the turn signals & the parking lamp. You don't have to use all 4 but it's nice to have the option. This conduit can be shortened in the field for a perfect fit.

#HC1-SS
#HC1-BT

As above but Black conduit

HI-BOY HEADLIGHT MOUNTS - Polished forged stainless steel. Designed to mount on the upper shock bolt. Will mount all Vintique headlamps including Dietz type & King-Bees. Includes special polished stainless steel shock bolts & polished stainless nylok nuts.



#HR-13125/6-SS

FRAME MOUNTED HEADLIGHT BRACKETS - Gives "the look". The big stock headlights look best way down low & from the mounting cup to the frame is about 4-3/4". Polished stainless steel. Pads & stainless hardware included.



#S1101


LICENSE PLATE LIGHT & BRACKET

Chrome plated steel license plate light with bracket assembly. Sold each



#141-9457

CHROME FLUSH MOUNT LED LICENSE PLATE LIGHT by UNIT-ED PACIFIC. This light features a beautiful chrome die cast Art-Deco design light housing. It includes the mounting pad with lip & mounting hardware. The mounting screws are 5 1/2" apart.



Flush mount back up light & license light
#110204

8 white LED license bracket & back-up light
#52007LED-W

Third stop light & license plate light
#52007LED

1-888-876-2124

FRENCHED SEALED BEAM CONVERSION KITS by



825BS


Hagan - For street rods of the 30's. Retrofit existing lamp buckets with fully adjustable lamp assemblies. Use standard halogen sealed beams, snake eyes or blue dots. Sets can be bonded or welded in place.

Kit with chrome trim rings
Kit with bare trim rings

#825C
#825BS

(Please call for price)


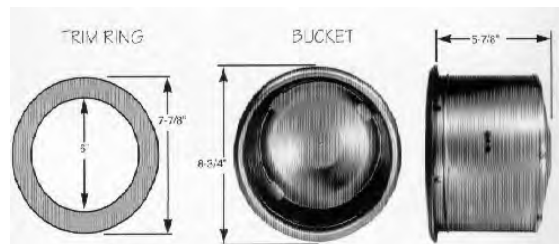
FRENCHED HEADLAMPS - For rods & customs of the 40's & 50's. Fully adjustable so proper aiming is a snap. Lamp assemblies install from the front. Trim rings are held in place with 3 spring clips so no hardware shows. You can use sealed beams, or pop in a set of Hagan's Snake Eye or Blue Dot lamps.



With chrome trim rings
With bare trim rings

#4050C
#4050BS

(Please call for price)



LICENSE PLATE FRAMES - Billet Auminum, anodized. The lighted version is 12 volt only. Includes SS socket head screws & SS nylock nuts for mounting license plate.

Without light

#BA-13409-P

Stamped SS - Bob Drake stamped SS frame for that cool, old-time look. Stainless hardware included.

#HR-13409

Polished Aluminum by Billet Specialties. Recessed on the backside which allows the frame to "wrap around" the license plate. Furnished complete with SS hardware.

Without light

#55120

With light

#55220

with license light & 3rd brake light **#55520**

LIGHTS & ACCESSORIES

HEADLIGHT SWITCH - includes dome lights or interior light circuit, headlights, running lights & dimmer for dash lights. Built in circuit breaker for headlights.



#HL-03



1932 FORD PASSENGER DELUXE TAIL LAMPS - Highly polished stainless steel housing & rim, cloth braided wires, wire loom, stainless steel screws, 12 Volt bulbs, glass red


lens made in USA. Completely assembled, ready to install.

Right hand

#18-13402-DR

Left hand

#18-13403-DL



1933-'36 FORD PSGR & SEDAN DELIVERY DELUXE TAIL LAMPS - Highly polished SS housing & rim, cloth braided wires, wire loom, stainless steel screws, 12 Volt bulbs, glass red lens. Made in USA. Completely assembled, ready to install.

Right hand

#40-13402-DR

Left hand

#40-13403-DL

Pads - bracket to fender, super quality rubber

'33-'34 Ford:

#40-13520

'35 Ford:

#48-13520

'36 Ford:

#68-13520

TAIL LAMP BRACKETS (Ford)

Priced each.

1932 psg side, black

#B-13470

1932 psg. side, chrome

#B-13470-C

1932 driver, black

#B-13471

1932 driver, chrome

#B-13471-C

1933/34 driver/psg black, chopped

#40-13471-CHP

BULLET BEEHIVE LIGHTS by WATSON'S STREET-

WORKS - The machined billet base has threaded holes for easy mounting. The aluminum bases have a bright machined finish that looks great or can be polished if that's the look you want. Each set comes with mounting hardware & dual intensity converters, letting you use them in any combination. Use the ambers on any corner for park & turn. Reds can be just brake lights or brake & turn. Group more than one pair for that classic look. SAE/DOT approved.

The larger is 2 3/4" dia. at the base & 2 7/8" tall.

Large red Beehive lights

#L84R

Large amber Beehive lights

#L84A

The small beehives are 2 1/4" dia. at the base & 2 1/8" tall.

Small red Beehive lights

#L84BR

Small amber Beehive lights

#L84BA

White lens for back up

#L84BW



DIMMER SWITCH

#DS-02

DIMMER SWITCH PLUG

#DH-8



1942-'48 FORD PSGR DELUXE TAIL LAMPS

Gloss black powder coated housing, polished stainless steel rim, cloth braided wires, wire loom, stainless steel screws, 12 Volt bulb, glass red lens. Made in USA. Completely assembled, ready to install.

#21A-13405-D

Pads - bracket to fender

#21A-13420/1

housing to bracket

#21A-13520

(bracket is not shown in picture)

1950 PONTIAC TAIL LIGHTS - Shorter bucket & glass lens. Bulb is centered for better light focus. 12 volt bulb & rubber pad included.

Plain lens

#HR-13405

Blue dot

#HR-13405-BD



TAIL LAMP LENSES - (Ford) Die cast glass exactly as original. Priced each.

1932 red lens

#B-13450

1933/36 red lens

#40-13450

1937 red lens

#78-13450

1938/39 red lens

#81A-13450

1940 red lens

#01A-13450

1941 red lens

#11A-13450

1942/48 red lens

#21A-13450

1949-'50

#8A-13450

LIGHTS & ACCESSORIES

1937 FORD PSGR DELUXE TAIL LAMPS - Gloss black powder coated housing, polished stainless rim, cloth braided wires, wire loom, stainless steel screws, 12 Volt bulb, glass red lens. Made in USA. Completely assembled, ready to install.




Right hand

#78-13402-DR

Left hand

#78-13403-DL

Pads - brkt to fender **#78-13520**



1938-'39 FORD PSGR DELUXE TAIL LAMPS

Gloss black powder coated housing, polished stainless steel rim, cloth braided wires, wire loom, stainless steel screws, 12

Volt bulb, glass red lens. Made in USA. Completely assembled, ready to install.

#81A-13405-D

Pads - housing to fender/body

#81A-13520

1933-36 Ford LED Tail Light Assembly by United Pacific - SS housing, 21 Super Bright Red LEDs & red lense, Driver's Side includes 4 White LED bulbs for license light



LH Side

#FTL3336L

RH Side

#FTL3336R




Early Ford Light Assemblies - Dual filament for use as running light & turn signals.

Amber

#6A-13200-AMB

Red

#6A-13200-RED



LED TAIL LIGHTS by Lokar -

Chromed billet oval LED tail lights are low profile (1-1/4" thickness), requiring 1-1/2" behind body panel to mount & protruding less than 3/16" from outside of body panel.

Standard: outer bezel (2-3/4" x 5-1/2")

#TL-1910

XL: outer bezel (3" x 6-1/2")

#TL-1911

1937 Ford LED Tail Light Assembly by United Pacific - Black Housing/Red Lens with 17 Super Bright Red LEDs comes complete with Polycarbonate Lens. Solid State Circuit Boards are Designed for 7.7-14.0 VDC



#FTL3711L

#FTL3711R

38-39 FORD TAIL LIGHTS by United Pacific - LED tail light with chrome bezel, flush mounting & has 39 super bright LED's. It is epoxy coated with fully sealed electronics & 1157 plug. It also has solid state circuit boards that are designed for 7.5 - 14.0 VDC.



#FTL383907

1937 - 38 CHEVROLET LED TAIL LIGHT ASSEMBLY by United Pacific - This tail light has 45 super bright red LED's for tail 6 super bright white LED's for license. The housing fits 1937 - 1938 Chevy passenger vehicles. Available in two different housings (black/stainless) & is available in red or clear.



Right Side

#C3704RR

Left Side

#C3704RL

ILLUMINATOR LED - BRIGHT WHITE - For interior accent lighting (not for courtesy or dome lights), license plate lights (2 minimum recommended), glove box, etc. Snaps into 1/4" hole. NOTE: This LED is too bright for use as an indicator light!



#L18BRW-1/4



ROD LITES - Feature amber lenses & slotted SS screws & come with 12 volt bulbs installed. Medium & large Rod-lites have dual filament bulbs for use as turn signals. Wires pass through the mounting bolt for a clean look.

Small 1-3/4w x 1-1/8h x 1-5/8d

#30328

Medium 2-1/4w x 1-1/4h x 1-3/4d

#30329

Large 2-1/2w x 2h x 2-3/4d

#30330


LIGHTS & ACCESSORIES



3RD BRAKE LIGHT by Vintique Inc - Super bright L.E.D. lights 12 volt. Centre pedestal mount has wire exiting out the bottom. 7" W x 2-1/8" T x 1" D.
Brushed aluminum **#BA-13613-LED**
Chrome finish **#SR-13613-LED**



OVAL THIRD BRAKE LIGHT by Billet Specialties - features a swivel base to adjust to rear window angle. Mounts easily on rear deck. 7" W x 1-3/4" H x 1" D.
#62220



3RD BRAKE LIGHT WITH TURN SIGNALS by Watson's Streetworks

Small version has two groups of 15 super bright LEDs (30 in total) which operate as brake & turn light. Size is 8-7/8" W x 3/4" H x 1-1/8" D & 2" tall.
Brushed aluminum **#L61SM**

Large version has a 15-30-15 split on the LED panel & is 16-5/8" W x 3/4" H (body) x 1-1/8" D & 2" tall.
#L61

BILLET PEDESTAL EXTENSION by Watson's Streetworks - Extends the mounting base on either of the Billet Pedestal lights, above by 2-7/8" allowing them to be adjustable in height & position. Fit split window rods or vehicles with glass curvature where the light can not be mounted directly at the glass edge.

#L61-EXT

THIRD BRAKE LIGHTS

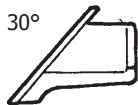
straight



Rear Window Mounted (LED) - These kits from Wire Works mount against the rear window & come in 4" & 10" lengths & straight, 15° & 30°. Super bright!



4" - straight **#RW-43CALL FOR PRICING**
4" - 15° **#RW-41**
4" - 30° **#RW-42**

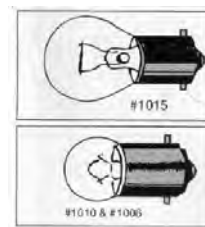
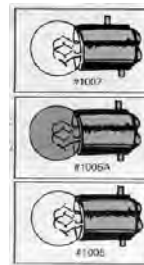


10" - straight **#RW-13**
10" - 15° **#RW-11**
10" - 30° **#RW-12**

LED CONVERSION KIT- Makes LED lights act like a double filament light... diminished intensity for taillight & full intensity for brakes/turn signals. One needed for each LED light.

#L-JE02

TAILLIGHT BULBS



Double Filament, 15-3 candlepower. For tight situations

Staggered pins **#B1007**

Straight pins **#B1005**

Straight pins - amber **#B1005A**

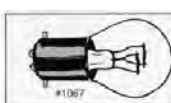
Single Filament, Straight pins

50 candlepower **#B1015**

32 Candlepower **#B1010**

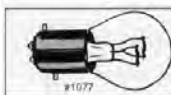
Bulb for licence light or 3rd brake light.

#BA-13466-12V



TAILLIGHT BULBS & OTHER USES

12 volt only. Double filament. 50-14 candlepower.



Replaces 1176 & 1158:

#B1087

Replaces 1157, 1034 & 2057:

#B1077

Also in amber:

#B1077A

QUARTZ HALOGEN TAILLIGHT BULB - No brackets, no drilling, no cutting taillight wires. Attractive, professionally made bulb is a direct replacement for #1157, giving you a stop/turn signal this is over 334% brighter & a running light over 833% brighter than a standard bulb. Simply plug it in. Not recommended for plastic lens.

'33 up, 12 volt

#40-13465-H12

INDICATOR LIGHTS - LED with Black Bezel; 6" wire leads (Use #19 drill for proper installation)

Green

#DG-16/32/50

Red

#DR-16/32/50

Amber

#DA-16/32/50

Blue

#DB-16/32/50

LIGHTS & ACCESSORIES



LIL' HOT DOTS LED BOLTS - Effect lighting for inside or out. 4-LED cluster in an aluminum bolt. Bolt is a 1/2-20 x 1" thread, head is 15/16" dia. x about 1/2" high. Nut & lock washer included. Single function (one intensity).

Red or green **#L62G**

LARGE HOT DOTS - 7-LED

Green, red or amber **#L62LGG**

#L62LGR



TILT SWITCH - Turns on lights in your glove box, trunk, or under-hood. When it tilts, the light comes on.

1/2" square x 1" long. Industrial adhesive for mounting.

Switch only (1/2 amp max.) **#L02**



SOCKET - Billet aluminum with oversize flange to cover existing original socket hole. Large alum. nut makes installation easy. (Dielectric grease recommended in all sockets.)

Single filament, straight pin **#RR-11**

Double filament, staggered pin **#RR-33**

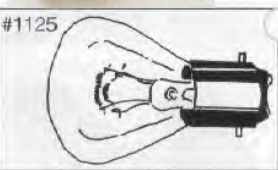


TWIST IN REPLACEMENT SOCKET - Fits original reflectors perfectly.

#HS-2337

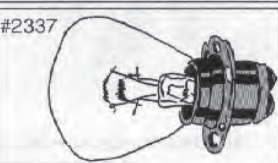


REPLACEMENT HEADLIGHT SOCKET - With washer & nut. - Fits just about all applications. **#HS-1125**



HEADLIGHT BULBS - 12 volt. Replaces original 6 volt bulbs for use in Street Rods. Special 125-75 candlepower for better & safer lighting. Focuses better than Halogen conversions. Fits stock sockets or replacements. If you are keeping the stock lens & bulb system, you can't find a better bulb.

#B1125 or #B2337



HARDWARE by Midwest Acorn Nut Co. - For all you show car guys (& for those who just don't like rusty nuts!) Midwest Acorn Nut Co. has an extensive line of special nickel chrome plated hardware. From acorn nuts to lockwashers to carriage bolts to hex nuts to bolt caps, they've got it all & it's all shiny. We've got a sampling of pretty much everything, so come on in & have a look, or check out their website: www.midwestacornnut.com.



Stainless Steel Fasteners & Components from TOTALLY STAINLESS! - These stainless steel fasteners are durable, easy to maintain & will not rust when exposed to the weather. Because stainless steel is fairly soft (it only seems harder because it work-hardens), it tends to gall & Totally Stainless recommends using Anti-Seize on the threads. A wide array of assortments are available in several bolt styles, including button head, hex head & allen head.

Check out their selection at: www.totallystainless.net & please call us for details!

MERCHANDISE

HORTON STEEL SIGN- 11.5" X 17.5"
#GA24



CAR DUSTER by California Car Duster



**Exclusive
Wax-treated strands
LIFT DUST**

This wooden handle duster uses an exclusive baked -on wax-treated lift strands. It will not scratch the paint & comes with plastic pouch.

#62442



**New HORTON JACKETS
& HORTON SWEATSHIRTS!**

Black with red embroidery. Other colours available in select sizes of the sweatshirt. Available in small, medium, large, extra large & double XL.



**#JACKET-HORTON
#SWEATSHIRT**



**Black HORTON T-Shirt with
a brand new design on the
back!**

T-shirts made of 100% heavy weight cotton & preshrunk. Available in small, medium large, extra large & double XL.

Large **#TSHIRTL**
XL **#TSHIRTXL**



WATERWETTER by Red Line

Reduces or eliminates bubbles or vapor barrier that form on hot metal surfaces to reduce coolant temperatures by up to 20°. It has superior heat transfer properties compared to glycol-based antifreeze. It's compatible with new or used antifreeze (including DEX-COOL & long-life versions) Improves heat transfer & reduces cylinder head temperature.

#80204

SUPPLIERS

We represent the following companies...

Aldan	coil over shocks	www.aldanshocks.com
American Autowire	electric panels, wiring kits	www.americanautowire.com
American Stamping	frame rails	
Billet Specialties	engine accessories, dash inserts, wheels	www.billetspecialties.com
Bob Drake Reproductions	early Ford repro parts	www.bobdrake.com
Borgeson	steering U-joints, vibration reducers	www.borgeson.com
Classic Instruments	gauges	www.classicinstruments.net
Classic Performance Products	muscle car: steering, brakes, suspension	www.classicperform.com
Clayton Machine Works	pedals, window cranks, dash knobs, etc.	www.claytonmachine.com
Dakota Digital	digital gauges	www.dakotadigital.com
Deeds Engineering	exhaust components	www.deedsengineering.com
Detail Zone	Telorvek fuel injection wiring	www.thedetailzone.com
Direct Sheetmetal	firewalls, floors	www.directsheetmetal.net
Engineered Components	brake kits	www.ecihotrodbrakes.com
EMS	sheet metal replacement for '35-'51 Ford & Chevy	www.emsautomotive.com
EZ Wiring	wiring harness kits	www.ezwiring.com
Fat Man Fabrications	spindles, IFS	www.fatmanfab.com
Flaming River	steering rack & pinion	www.flaming-river.com
Global West Suspension	muscle car steering, suspension & brakes	www.globalwest.net
GM Performance Parts	crate engines	www.gmperformanceparts.com
Golden Leaf Automotive	Chevy truck parts	www.goldenleafautomotive.com
Hagan Necessities	fuel doors, frenched headlight kits, hidden hinges	www.haganstreetrods.com
Heidt	Mustang II accessories, IFS	www.heidts.com
Ididit	steering columns, column drops	www.ididitinc.com
Inland Empire Driveline	driveshafts	www.iedis.com
John's industries (The 9" Ford Factory)	rear ends & components	www.9inchfactory.com
JR Distributor International	auto glass	www.classic-new.com
Kugel Komponenten	independent suspensions	www.kugelkomponents.com
Lambert Enterprises	LED lighting accessories	www.lambertenterprises.com
Lecarra Steering Wheels	steering wheels, accessories	www.lecarra.com
LMC Trucks	Ford & Chevy trucks & parts	www.lmctruck.com
Lokar	shifters, e-brakes, engine accessories	www.lokar.com
Made4you	fasteners, t-clamps & wire looms	www.made4youproducts.com
Magnum	axles, brake kits, chassis products	
Master Power Brakes	complete brake kits for hot rods, muscle cars, etc.	www.mpbrakes.com
Midwest Acorn Nut Co.	nickle chrome plated steel fasteners	www.midwestacornnut.com
Moon Eyes	aluminum accessories, tanks, etc.	www.mooneyesusa.com
Newport	wiper kits	www.newportwipers.com
Nu-relics	electric window kits	www.nu-relics.com
Northern High Performance	coolant plumbing	www.northernfactory.com
OTB Gear	aluminum accessories	www.otbgear.com
P-Ayr	lightweight engines, transmissions	www.payr.com
Pete & Jake's	chassis parts	www.peteandjakes.com
Posies	springs, hot rod parts	www.posiesrodsandcustoms.com
Pro's Pick	lighting, pick-up truck boxes & accessories	www.pros-pick.com
Pure Choice Motorsports	fittings, brake lines, hoses	www.performanceplumbing.com
QA-1	Mustang II coil-overs	www.qa-one.com
Rock Valley Antique Auto Parts	gas tanks, bumpers	www.rockvalleyantiqueautoparts.com
Rocky Hinge, Inc.	hinges, latches, accessories	www.rockyhinge.com

Ride Tech	air ride suspension products	www.ridetech.com
Ron Francis Wiring	wiring harnesses, accessories	www.wire-works.com
Ruckus Rod & Kustom	metal garage art, clocks	www.ruckusrods.com
Sanderson Headers	headers	www.sandersonheaders.com
Smart Parts	interior door handles, lights	www.smart-parts.ca
So-Cal	hot rod parts & accessories	www.so-calspeedshop.com
Soff Seal	weatherstripping	www.soffseal.com
Specialty Power Windows	power window kits, windshield wiper kits	www.specialtypowerwindows.com
Speedway Motors	parts, accessories	www.speedwaymotors.com
Stainless Steel Brakes Corporation	brakes	www.ssbrakes.com
Steele Rubber Products	restoration rubber parts	www.steelerubber.com
Tanks	gas tanks	www.tanksinc.com
Total Control	Ford suspension & steering	www.totalcontrolproducts.com
Total Cost Involved (TCI)	chassis parts	www.totalcostinvolved.com
Totally Stainless Inc.	stainless steel fasteners & components	www.totallystainless.net
Transdapt	engine parts	www.tdperformance.com
Trique Manufacturing	bear claw latches	www.triquemfg.com
Tuff Stuff	chrome & polished alternators, compressors, etc.	www.tuffstuffperformance.com
Unisteer	rack & pinions	www.unisteer.com
United Pacific	LED lights & conversions, hubcaps	www.uapac.com
Vintage Air	air conditioning	www.vintageair.com
Vintage Reproductions	Ford reproduction parts	
Vision Hot Rod Concepts	mirrors, tail lights	www.visionhotrod.com
Walker Radiators	radiators, shrouds, fans	www.walkerradiatorworks.com
Watson's StreetWorks	aluminum interior & electronic products	www.watsons-streetworks.com
Welder Series	ready-to-weld hot rod components	www.welderseries.com
Wescott	fiberglass bodies, parts	www.wescottsauto.com
Wheel Vintiques	steel wheels	www.wheelvintiques.com
Wise Guys	seats	www.wiseguys-seats.com

Most companies have a catalogue of their complete line.
 Write, call or e-mail them for a catalogue & check out their websites for product information as well.
 Although we may not stock complete product lines, we will bring it into Canada for you.

HORTON INC. *Hot Rod Parts*

- **GUARANTEE & LIABILITY:** Merchandise is guaranteed free from defects in material & workmanship. Products found to be defective will be repaired or replaced subject to our inspection & approval. Horton Inc. will not be liable for the use or misuse of any product we manufacture or sell. Our liability will end with the repair or replacement of the part if we find it to be defective.
- **MANUFACTURERS' RIGHTS:** Manufacturers reserve the right to make product changes at any time without obligation to change any parts previously manufactured.
- **HOURS OF OPERATION:** Monday to Friday 9:00 am to 5:00 pm E.S.T.; Saturdays 9:00 am-12:00pm E.S.T. We are closed on the Saturdays of the holiday long weekends.
- **PRICING POLICY:** Current prices are as in our computer system & not necessarily as in this catalogue. These prices are in Canadian funds, FOB Milton, ON. HST is extra as applicable. Since the U.S. dollar, costs & buying conditions are continually changing, **these prices are also subject to change without notice.** We will notify you if there is a significant price change in an item you have ordered. E&OE (Typographical errors &/or omissions excepted).
- **AMERICAN CUSTOMERS:** All prices are in Canadian dollars (C\$) FOB Milton, ON. We welcome U.S. customers at our Milton location. U.S. money is converted at the prevailing exchange rate. Divide the C\$ total by the exchange rate to get the U\$ total if picked up in Milton, ON. Sales taxes are extra, as applicable. (Note that Canadian Federal & Provincial sales taxes are refundable when product is taken to the U.S.) Prices subject to change without notice.
- **SHIPPING:** We ship by UPS standard ground. "Extra Care" (XC) parcels or "Dimensional Weight Shipments" are subject to extra freight charges. Orders for parts too large for UPS will be shipped freight collect.
- **PAYMENT:** We take VISA, MasterCard or AMEX. Debit cards can be used for "in person" payment. Remember to add freight amount (see above) to your order. GST, PST & HST extra as applicable.
- **RETURNS:** Merchandise may be returned within 30 days ONLY with an authorization number from Horton Inc. All goods approved for return must be shipped freight prepaid & no COD returns will be accepted. Product & packaging must be in NEW condition. All "accepted" items are subject to a 15% handling/restocking fee. We can have UPS pick up returns using a "Pick-Up Tag". The P.U.T will have an extra charge.
- **HOW DO I GET TO HORTON'S?**

From London/Windsor - 1 1/2 hours (from London): 401 East to Exit 320 South (Regional Road 25). Turn Right onto Steeles Ave. At the next traffic light turn Left onto Bronte Street S. We are down about 3km on the right hand side.

From Toronto - 401 West to Exit 320 South (Regional Road 25). Turn Right onto Steeles Ave. At the next traffic light turn Left onto Bronte Street S. We are down about 3km on the right hand side.

Horton's has been supplying quality hot rod parts since 1978.

We want you to enjoy building your project & we will try our best to help you. If you're having a problem, please call us first.

**348 Bronte Street South. Unit #21
Milton, Ontario L9T 5B6
phone: 905-876-2124**

If calling long distance, use our toll free line: 1-888-876-2124

e-mail: mail@horton.on.ca

Visit our web site: www.horton.on.ca

